

Legislative Appropriations Request

For Fiscal Year 2022 and 2023

**Submitted to the
Office of the Governor, Budget Division,
and the Legislative Budget Board**

by

University of Houston System Administration

**Date of 2nd Submission
October, 2020**

Table of Contents

	<u>Page</u>
Administrator’s Statement	1
Budget Overview - Biennial Amounts	9
UHS/UH Organizational Chart	10
Summaries of Request	
Base Request by Strategy	11
Base Request by Method of Finance	14
Base Request by Object of Expense	22
Exceptional Item Request	23
Total Request by Strategy	24
Strategy Requests	
Instructional and Operations Support	
System Office Operations	27
Infrastructure Support	
University of Houston Tuition Revenue Bond Retirement	30
University of Houston Clear Lake Tuition Revenue Bond Retirement	32
University of Houston Downtown Tuition Revenue Bond Retirement	34
University of Houston Victoria Tuition Revenue Bond Retirement	36
University of Houston System Administration Tuition Revenue Bond Retirement	38
Public Service Non-Formula Support	
High School Cooperative Education Program w/NASA & Technology Outreach Program	40
Program-Level Request	45
Rider Revision and Additions Request	46
Exceptional Item Requests	
Restore Non-Formula Support	67
Katy Academic Building 2	68
Medical Research Facility (TMC 3)	69

Historically Underutilized Business Supporting Schedule	74
Estimated Funds Outside the Institution’s Bill Pattern	76
Summary of Request for Capital Project Financing	77
Supporting Schedules	
Schedule 3A Staff Group Insurance Data Elements (ERS)	78
Schedule 4 Computation of OASI	81
Schedule 5 Calculation of Retirement Proportionality and ORP Differential	82
Schedule 7 Personnel	83
Schedule 8A Tuition Revenue Bond Projects	84
Schedule 8B Tuition Revenue Bond Issuance History	86
Schedule 8C Tuition Revenue Bond Request by Project	87

THIS PAGE INTENTIONALLY BLANK

Schedules Not Included

Agency Code: 783	Agency Name: University of Houston System Administration	Date: October 23, 2020
<p>For the schedules identified below, the University of Houston System Administration either has no information to report or the schedule is not applicable. Accordingly, these schedules have been excluded from the U.H. System Administration Legislative Appropriations Request for the 2022-23 biennium</p>		
Number	Name	
2C.1	Operating Costs Detail – Base Request	
2D	Summary of Base Request Objective Outcomes	
2G	Summary of Total Request Objective Outcomes	
5A	Capital Budget Project Schedule	
5B	Capital Budget Project Information	
5C	Capital Budget Project Allocation to Strategies (Baseline)	
5D	Capital Budget Operating and Maintenance Expenses	
5E	Capital Budget Project-OOE and MOF Detail by Strategy	
6C	Federal Funds Supporting Schedule	
6D	Federal Funds Tracking Schedule	
6E	Estimated Revenue Collections Supporting Schedule	
6F.a – 6F.b	Advisory Committee Supporting Schedule Part A ~ Part B	
6G	Homeland Security Funding	
7A - 7B	Indirect & Direct Administrative and Support Costs	
Schedule 1A	Other Educational and General Income	
Schedule 2	Selected Educational, General and Other Funds	
Schedule 3B	Staff Group Insurance Data Elements (UT/A&M)	
Schedule 3D	Group Insurance Data Elements (Supplemental)	
Schedule 6	Constitutional Capital Funding	
Schedule 9	Non-Formula Support	

Administrator's Statement

10/22/2020 3:40:20PM

87th Regular Session, Agency Submission, Version 1
Automated Budget and Evaluation System of Texas (ABEST)

783 University of Houston System Administration

Overview and Goals

As the largest provider of comprehensive (baccalaureate, master's and doctoral) higher education services in Greater Houston and southeast Texas, the University of Houston System fuels the economic growth of a diverse, vibrant region. Houston is the "Energy Capital of the World," headquarters to more than 22 Fortune 500 companies and home of the world's largest medical complex. According to the U.S. Bureau of Economic Analysis, the region generated nearly \$500 billion in GDP in 2017 and ranks as the 26th largest economy worldwide. No single ethnic group makes up a majority of its residents, and the UH System reflects this diversity.

The UH System has been recognized for providing social mobility and socially beneficial research to the city and the state it serves. The Brookings Institute ranked the UH System in the Top 5 nationally for these efforts and noted it provides a high return on investment of taxpayer dollars. Today, the system serves and graduates a record number of students, many from low-income families that have been historically underrepresented in higher education. Approximately 40% of undergraduates receive Pell Grants. The UH System's progress demonstrates that access and excellence can go hand-in-hand with opportunity.

The UH System has four separate and distinct universities that serve more than 74,000 students across a large geographical area:

- The University of Houston is a Tier One national research university and the system's flagship. It offers baccalaureate, master's and doctoral programs.
- UH-Clear Lake is an undergraduate, master's and doctoral university located in Southeast Houston with close ties to NASA's Johnson Space Center and regional community colleges.
- UH-Downtown, the UH System's and Houston's second largest university, is a predominantly undergraduate institution with a growing number of master's programs.
- UH-Victoria is an undergraduate and master's level institution on path to become a residential, destination university in the Coastal Bend region of Texas.

The UH System Administration is responsible for coordinating the operations of all four universities, as well as providing centralized services (e.g. general counsel, board of regents, auditing). Given the breadth of the UH System institutions and the expansion underway, coordinated planning is essential to fully serve our constituents.

Central to all of these activities are the UH System's goals of student access and success, national competitiveness, and community advancement.

1. Student Access and Success

The UH System will commit to providing access to the people of the Greater Houston Region and the state. Each university within the system will make student success its top priority and will hold itself publicly accountable for achieving this goal. The UH System will help students identify the UHS university that best serves their needs and academic goals, so that they are not lost to the UH System or to higher education. Furthermore, pathways will be developed for transfers between campuses and admissions to graduate programs.

2. National Competitiveness

The City of Houston and the Greater Houston Region will be known for having one of the best and most diverse metropolitan systems of higher education in the nation. Each university within the UH System will benchmark itself nationally for excellence within the context of its unique mission.

3. Community Advancement

Administrator's Statement

10/22/2020 3:40:20PM

87th Regular Session, Agency Submission, Version 1
Automated Budget and Evaluation System of Texas (ABEST)

783 University of Houston System Administration

The UH System will be the engine of social and economic advancement of the metropolitan region and the state. Each university within the UH System will engage with its community and will hold itself publicly accountable for contributing toward community advancement.

A Period of Transformation

Under the leadership of Chancellor Renu Khator, the UH System has transformed significantly over the past twelve years:

- Enrollment increased by more than 17,000 students. Figure 1 shows how total system enrollment has grown from 2008 to 2020.
- Degrees awarded annually increased nearly 51%. Total degrees awarded reached a record high of 17,630 with one in four coming in critical fields. Figure 2 shows how total degrees awarded have increased from 2008 to 2020. Additionally, Figure 3 shows how degrees awarded to underserved students have increased from 2008 to 2020.
- UH achieved Tier One status, welcomed a Phi Beta Kappa chapter and additional National Academy members, and improved graduation rates;
- UH-Clear Lake and UH-Victoria began enrolling freshmen and sophomores for the first time, enabling them to expand access to a larger number of students than ever before. UH-Victoria's enrollment grew 62%.
- UH-Downtown increased degrees granted by 82%, retention rates (56% to 73%) and research expenditures (\$175k to \$2.2M).
- Research expenditures throughout the system have increased from \$75 million to \$199 million.

Increasing Opportunity for a Diverse City and State

The Houston metropolitan area is a national model for diversity. By 2030, the regional population is projected to reach eight million residents, more than 40% of which will be Hispanic. The UH System already reflects these changes. In the Fall of 2019, total student demographics at all of the UH institutions was collectively: 37% Hispanic, 24% White, 16% Asian, 13% African-American, and 6% International.

In the next decade, a majority of Houston's youth will be Hispanic. This poses a special challenge for the UH System and other educational institutions, since Hispanics have historically been underrepresented in higher education. The four UH System universities are prepared to meet this challenge, since all have been designated Hispanic Serving Institutions (HSIs) by the federal government - the first university system in the nation to receive this distinction. HSIs are eligible to compete for federal grants designed to increase the participation and success of Hispanics in higher education.

Houston GPS Improving Degree Completion and Reducing Excess Semester Credit Hours

In Texas, too many students graduate with excess semester credit hours (SCH). According to the Texas Higher Education Coordinating Board, students completing two- and four-year degrees graduate with 16 excess SCH. Reducing the number of excess SCH would save the both the state and students millions of dollars.

The Problems:

- Student are not graduating;
- Students are taking too much time to graduate;
- Students are taking too many credits; and

Administrator's Statement

10/22/2020 3:40:20PM

87th Regular Session, Agency Submission, Version 1
Automated Budget and Evaluation System of Texas (ABEST)

783 University of Houston System Administration

- Students are spending too much money.

The Reasons:

- Poor choices;
- Unavailable courses;
- Excess credits;
- Lost transfers; and
- Unnecessary credits.

To confront these problems, UH System universities, Texas Southern University, and regional community college partners created Houston Guided Pathways to Success (Houston GPS). Houston GPS is an integrated system of strategies that will improve college completion rates and time to degree especially among underrepresented/low-income students and those who transfer from two to four-year institutions. These strategies include:

- Structured pathways;
- Academic maps;
- Informed choice (about careers and majors); and
- Intrusive advising.

The UH System anticipates that Houston GPS will lead to higher graduation rates, more on-time graduates, closing achievement gaps, and fewer lost SCH.

Meeting Students Where They Live and Work

The Greater Houston region spans more than 9,000 square miles. Suburban areas are growing rapidly, particularly along the western arc of the metropolitan area from Montgomery County in the north, to Katy and Sugar Land in the west, to Pearland in the south. As a result of distance, traffic, work, and family responsibilities, students who live in these areas often find it difficult to pursue a college education at the universities.

To meet their needs, the System has developed UH Sugar Land, the UH-Clear Lake Pearland Campus, UH Katy and UHV Katy. Thanks to the appropriation of Tuition Revenue Bonds during the 84th legislative session, groundbreakings were held for new buildings at all three teaching centers.

In the Spring of 2020, the University of Houston System, like the rest of the country, was impacted by the COVID-19 pandemic. Working within a relatively short period of time, UHS institutions ceased all face-to-face instructional activities and seamlessly delivered all classes remotely for the remainder of the Spring and Summer using online and/or virtual learning platforms. UHS institutions provided emergency financial aid to students using both federal CARES Act funding as well as institutional funds supported by private donations. In addition to meeting the needs of students, UHS institutions also stepped up to provide aid to the community in the form of COVID-19 testing at the federally qualified health clinic located on the UH campus, as well as a no cost program to educate and certify contact tracers to assist the state and nation in curbing the spread of COVID-19. UHS institutions continue to follow federal and state safety guidelines to create campus environments that limit the spread of COVID-19.

783 University of Houston System Administration

UH System Legislative Priorities

As we look to the future, the needs of our constituents and the goals we have established for serving them require greater resources than our universities currently possess. Therefore, we ask that the Legislature consider the following UH System priorities:

1. Stable Base Formula Funding

Formula funding is the foundation of the state's public universities. Without stable, reliable base formula funding, Texas universities will not be able to meet the needs of their students or adequately plan for growth. The statewide formula funding rate for the FY 2020-21 biennium (\$55.85) remains significantly lower than the rate for the FY 2010-11 biennium (\$62.19). While it is extremely important to close the formula funding gap, the University of Houston System recognizes the impact that COVID-19 has had on the state economy. For the upcoming biennium, the University of Houston System encourages the Legislature to provide funding consistent with the 2020-21 rate to prevent the gap from becoming even larger going forward.

2. Restoration of Five Percent Reductions, which includes cuts to base funding, special items, etc.

When state agencies and certain institutions of higher education were asked to reduce their 2020-21 General Revenue-related appropriations by five percent, the University of Houston System institutions presented plans that incorporated the System's financial pause that was implemented when COVID-19 impacted in-person instruction to students. The institutions implemented reductions that impacted all programs, including operations, research, non-formula support items, etc. These reductions were especially detrimental as they were in conjunction with revenue decreases in all other areas of operation, including auxiliary services. Although UH institutions did receive some federal CARES Act funding, half of that went to students in the form of emergency aid, and the remainder did not fully cover the costs and lost revenue for the institutions. The University of Houston System respectfully requests restoration of these reductions as the institutions have continued their missions throughout this pandemic.

3. Financial Aid/TEXAS Grants

State funding for financial aid is essential to expand access to higher education and facilitate student graduation. This is especially true at the University of Houston System institutions, where the education of many of our students is not paid for by their families. Rather, students typically work to pay for college and rely heavily on financial aid. Covid-19 has been particularly hard on those students who work full-time and part-time jobs to pay for their tuition, many of them unable to work or laid off during the pandemic shutdown. Without further investment in state supported financial aid programs, a large number of these students will be unable to attend and complete a degree in the coming years. The University of Houston System encourages the Legislature to increase funding for TEXAS Grants.

4. Preservation of Expansion Funding

Existing non-formula expansion funding is critical to our institutions, University of Houston-Clear Lake and University of Houston- Victoria. The Legislature provides essential funding to six of the state's smaller regional institutions in order to enable them to better meet the growing higher education needs of their communities and the state. Previously known as transition funding and downward expansion funding, the 86th Legislature renamed this funding, cut the amount, and included rider language to establish scheduled phasing out of this funding. Given the unprecedented financial hardships due to the COVID-19 pandemic and the essential education and workforce training the institutions provide, the University of Houston System requests that these items be treated similarly to other non-formula support items without an

Administrator's Statement

10/22/2020 3:40:20PM

87th Regular Session, Agency Submission, Version 1
Automated Budget and Evaluation System of Texas (ABEST)

783 University of Houston System Administration

additional 25% reduction in the base bill and deletion of the corresponding rider.

5. Hazlewood Exemptions

UHS is committed to supporting veterans and their families by expanding opportunities for them to earn a college degree. Simply put, Hazlewood costs are unsustainable. Absent full state coverage, funding for these exemptions must be attained through other resources, including tuition paid by other students. As the Comptroller of Public Accounts noted in August 2016, public colleges and universities are losing tuition revenue due to the exemption, and as a result "students without Hazlewood benefits are subsidizing those who have them." UHS recommends that the state appropriate resources to cover all Hazlewood exemptions or modify the exemption.

6. State Funding for Research Programs

Combined, the Core Research Support Fund, the Texas Research Incentive Program (TRIP), the National Research University Fund, and the Governor's University Research Initiative constitute an innovative and powerful tool for enhancing and developing more nationally- competitive Tier One research universities. They are of critical importance to the continued growth of Texas' economy and advancement in significant areas of research and industry. They are also the primary resources through which universities not supported by the Permanent University Fund pursue their national competitiveness and Tier One goals . The University of Houston System recommends preserving the appropriations to each of the research funds and funding the backlog of TRIP program donations .

7. Infrastructure Support

The four UH System universities continue to expand course offerings and are increasing enrollment at a rapid pace. To keep up with this expansion, our universities are in need of additional academic buildings to account for expected growth. We believe that the legislature should look to authorize Tuition Revenue Bonds (TRBs) as a means to spur economic development in a post-COVID environment as we believe universities will be critical in helping to provide the educational opportunities needed to recover from the devastation exacted on our local, state and national economy caused by the pandemic.

The University of Houston System respectfully requests support for the University of Houston at Katy. This project is part of a major system effort to expand academic programs to address the workforce needs in the region and is a 150,000 square foot building that would provide additional space and enhanced connectivity to over 20 undergraduate and 12 graduate degree programs.

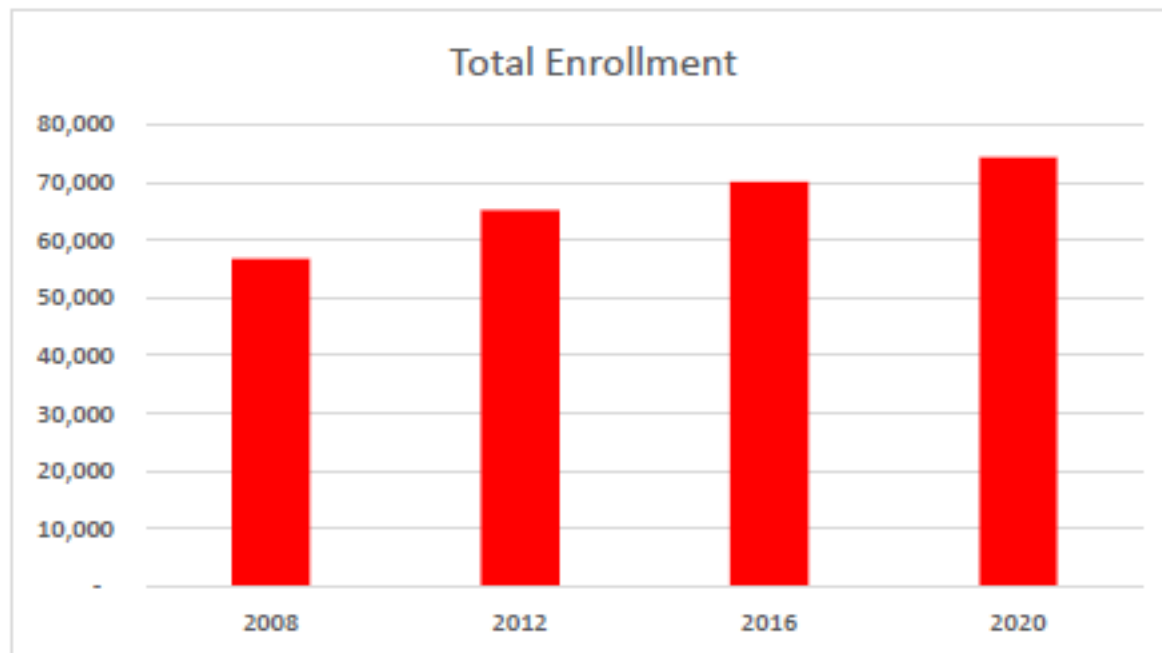
The University of Houston System also respectfully requests support for a medical research facility at Texas Medical Center 3 (TMC 3). This project is a 150,000 square foot facility that will provide a unique geographical location to engage a broad group of stakeholders from a broad range of academic, medical and entrepreneurial communities to transform how medical and health innovations are sprouted, nurtured and delivered in a timely, affordable and economically accretive form to the broader community of Houston and Texas.

Low-Producing Programs

Pursuant to Texas Education Code, Sec. 61.0512(f), in its 2020 Annual Review of Low-Producing Programs, the Texas Higher Education Coordinating Board recommended two University of Houston System programs for consolidation or elimination. These are the Space Architecture MS and the Engineering Management MEMGMT programs at the University of Houston.

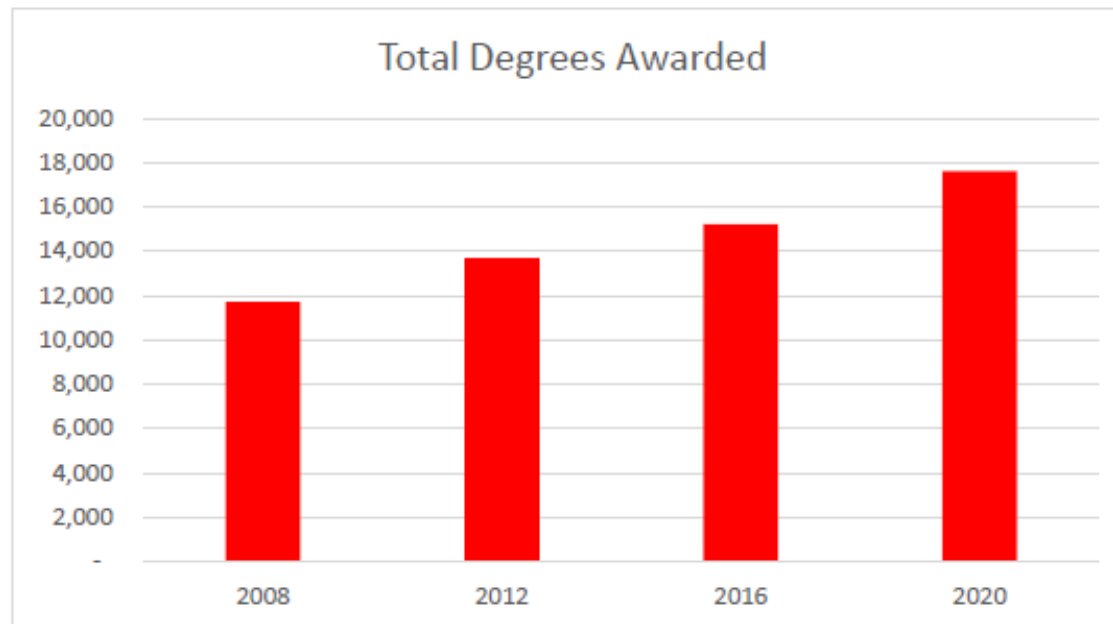
	2008	2012	2016	2020
Total Enrollment	56,762	65,256	70,024	74,371

FIGURE 1



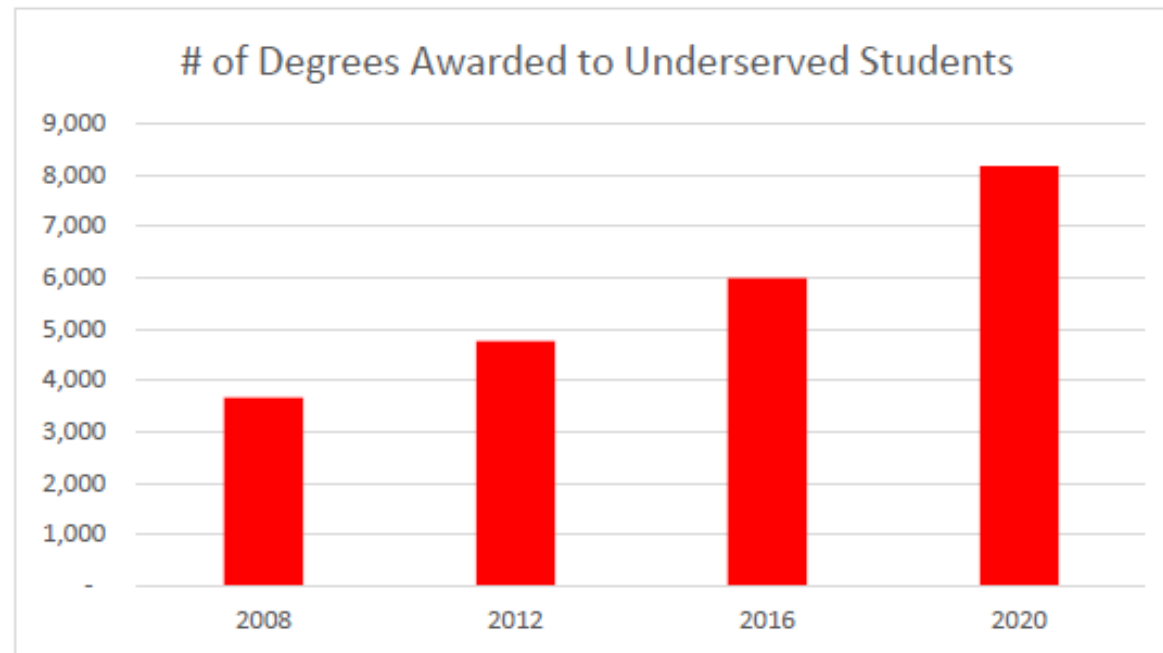
Total Degrees Awarded	2008 11,702	2012 13,685	2016 15,224	2020 17,630
------------------------------	-----------------------	-----------------------	-----------------------	-----------------------

FIGURE 2



	2008	2012	2016	2020
# of Degrees Awarded to Unders	3,673	4,769	6,001	8,177

FIGURE 3

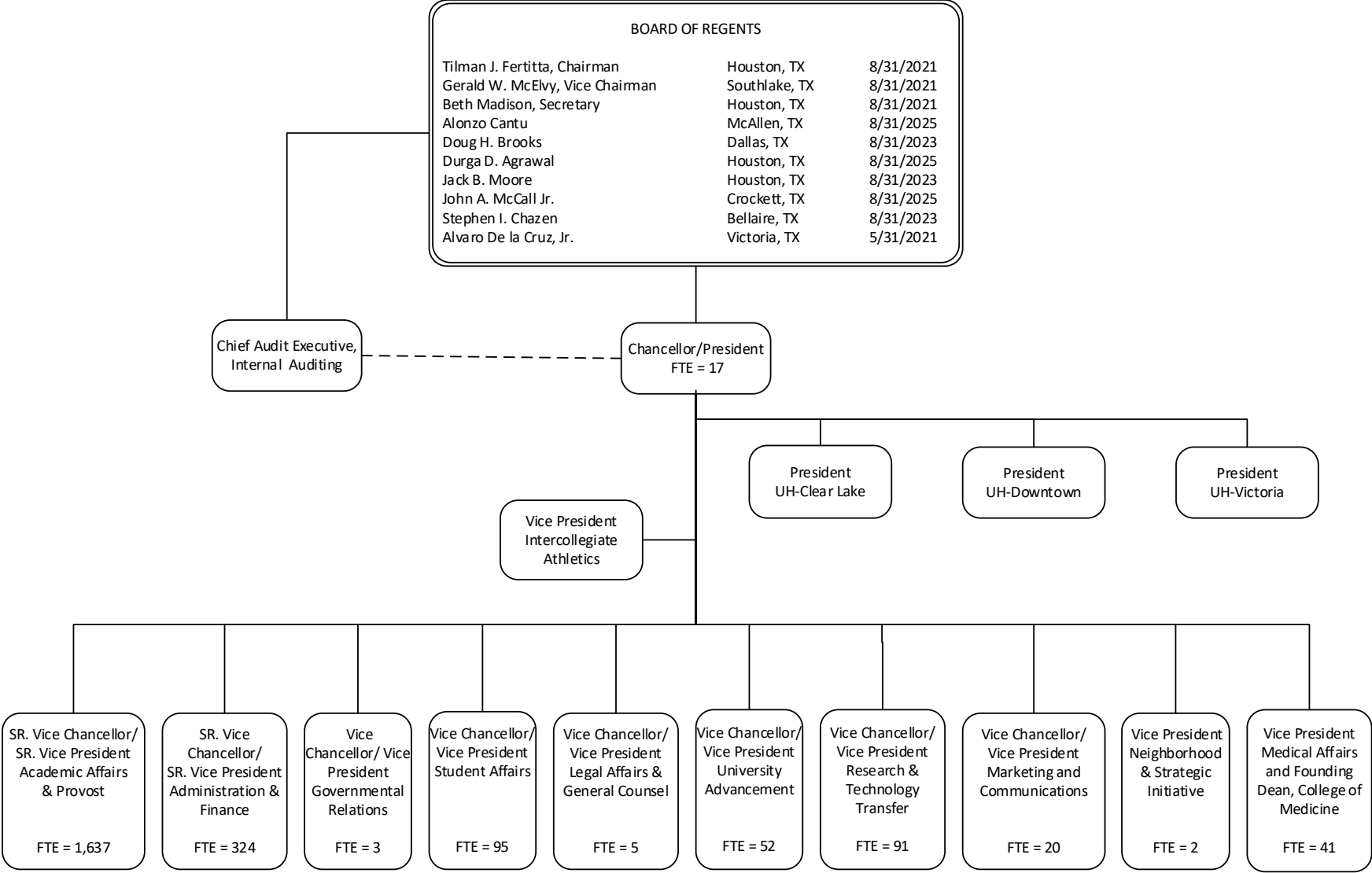


Budget Overview - Biennial Amounts
87th Regular Session, Agency Submission, Version 1
Automated Budget and Evaluation System of Texas (ABEST)

783 University of Houston System Administration
Appropriation Years: 2022-23

	GENERAL REVENUE FUNDS		GR DEDICATED		FEDERAL FUNDS		OTHER FUNDS		ALL FUNDS		EXCEPTIONAL ITEM FUNDS	
	2020-21	2022-23	2020-21	2022-23	2020-21	2022-23	2020-21	2022-23	2020-21	2022-23	2022-23	
Goal: 1. Provide Instructional and Operations Support												
1.1.11. System Office Operations	2,915,043	2,915,042					11,884	22,476	2,926,927	2,937,518		
Total, Goal	2,915,043	2,915,042					11,884	22,476	2,926,927	2,937,518		
Goal: 2. Provide Infrastructure Support												
2.1.1. Uh Tuition Revenue Bond Retirement	31,346,996	30,107,248							31,346,996	30,107,248		
2.1.2. Uh Clear Lake Rev Bond Retirement	16,401,217	14,325,695							16,401,217	14,325,695		
2.1.3. Uh Downtown Revenue Bond Retirement	15,007,996	13,961,490							15,007,996	13,961,490		
2.1.4. Uh Victoria Revenue Bond Retirement	8,244,404	9,469,818							8,244,404	9,469,818		
2.1.5. Uh System Revenue Bond Retirement	9,007,225	6,504,875							9,007,225	6,504,875		
Total, Goal	80,007,838	74,369,126							80,007,838	74,369,126		
Goal: 3. Provide Non-formula Support												
3.5.1. Exceptional Item Request												38,558,218
Total, Goal												38,558,218
Total, Agency	82,922,881	77,284,168					11,884	22,476	82,934,765	77,306,644		38,558,218
Total FTEs									11.7	11.7		0.0

University of Houston System/University of Houston



FTE budgeted in FY2021 from Appropriated Funds; UH= 2,275 FTE, UHSA= 12 FTE, TOTAL= 2,287 FTE

2.A. Summary of Base Request by Strategy

10/23/2020 8:25:20AM

87th Regular Session, Agency Submission, Version 1

Automated Budget and Evaluation System of Texas (ABEST)

783 University of Houston System Administration

Goal / Objective / STRATEGY	Exp 2019	Est 2020	Bud 2021	Req 2022	Req 2023
<u>1</u> Provide Instructional and Operations Support					
<u>1</u> Provide Instructional and Operations Support					
11 SYSTEM OFFICE OPERATIONS	1,469,454	1,457,522	1,469,405	1,468,759	1,468,759
TOTAL, GOAL 1	\$1,469,454	\$1,457,522	\$1,469,405	\$1,468,759	\$1,468,759
<u>2</u> Provide Infrastructure Support					
<u>1</u> Provide Operation and Maintenance of E&G Space					
1 UH TUITION REVENUE BOND RETIREMENT	16,303,006	14,393,572	16,953,424	16,724,394	13,382,854
2 UH CLEAR LAKE REV BOND RETIREMENT	8,190,138	8,194,828	8,206,389	8,174,697	6,150,998
3 UH DOWNTOWN REVENUE BOND RETIREMENT	8,032,649	7,501,551	7,506,445	7,519,740	6,441,750
4 UH VICTORIA REVENUE BOND RETIREMENT	4,878,876	4,119,630	4,124,774	4,823,968	4,645,850
5 UH SYSTEM REVENUE BOND RETIREMENT	4,968,819	5,774,600	3,232,625	3,248,250	3,256,625
TOTAL, GOAL 2	\$42,373,488	\$39,984,181	\$40,023,657	\$40,491,049	\$33,878,077

2.A. Summary of Base Request by Strategy

10/23/2020 8:25:20AM

87th Regular Session, Agency Submission, Version 1

Automated Budget and Evaluation System of Texas (ABEST)

783 University of Houston System Administration

Goal / Objective / STRATEGY	Exp 2019	Est 2020	Bud 2021	Req 2022	Req 2023
3 Provide Non-formula Support					
3 Public Service					
1 NASA PROGRAMS	472,378	0	0	0	0
5 Exceptional Item Request					
1 EXCEPTIONAL ITEM REQUEST	0	0	0	0	0
TOTAL, GOAL 3	\$472,378	\$0	\$0	\$0	\$0
TOTAL, AGENCY STRATEGY REQUEST	\$44,315,320	\$41,441,703	\$41,493,062	\$41,959,808	\$35,346,836
TOTAL, AGENCY RIDER APPROPRIATIONS REQUEST*				\$0	\$0
GRAND TOTAL, AGENCY REQUEST	\$44,315,320	\$41,441,703	\$41,493,062	\$41,959,808	\$35,346,836

2.A. Summary of Base Request by Strategy

87th Regular Session, Agency Submission, Version 1

Automated Budget and Evaluation System of Texas (ABEST)

783 University of Houston System Administration

Goal / Objective / STRATEGY	Exp 2019	Est 2020	Bud 2021	Req 2022	Req 2023
<u>METHOD OF FINANCING:</u>					
General Revenue Funds:					
1 General Revenue Fund	44,315,320	41,441,703	41,481,178	41,948,570	35,335,598
SUBTOTAL	\$44,315,320	\$41,441,703	\$41,481,178	\$41,948,570	\$35,335,598
Other Funds:					
802 Lic Plate Trust Fund No. 0802, est	0	0	11,884	11,238	11,238
SUBTOTAL	\$0	\$0	\$11,884	\$11,238	\$11,238
TOTAL, METHOD OF FINANCING	\$44,315,320	\$41,441,703	\$41,493,062	\$41,959,808	\$35,346,836

*Rider appropriations for the historical years are included in the strategy amounts.

2.B. Summary of Base Request by Method of Finance

10/23/2020 8:25:20AM

87th Regular Session, Agency Submission, Version 1

Automated Budget and Evaluation System of Texas (ABEST)

METHOD OF FINANCING	Exp 2019	Est 2020	Bud 2021	Req 2022	Req 2023
<p>Agency code: 783 Agency name: University of Houston System Administration</p>					
<u>GENERAL REVENUE</u>					
<u>1</u> General Revenue Fund					
<i>REGULAR APPROPRIATIONS</i>					
Regular Appropriations from MOF Table (2018-19 GAA)	\$47,255,268	\$0	\$0	\$0	\$0
Regular Appropriations from MOF Table (2020-21 GAA)	\$0	\$41,521,585	\$41,557,889	\$0	\$0
Regular Appropriation	\$0	\$0	\$0	\$41,948,570	\$35,335,598
<i>LAPSED APPROPRIATIONS</i>					
Tuition Revenue Bond Debt Service (10783 0001 19)- UH	\$(535,419)	\$0	\$0	\$0	\$0
Tuition Revenue Bond Debt Service (10783 0001 19)- UH Clear Lake	\$(219,186)	\$0	\$0	\$0	\$0
Tuition Revenue Bond Debt Service (10783 0001 19)- UH Downtown	\$(493,868)	\$0	\$0	\$0	\$0

2.B. Summary of Base Request by Method of Finance

10/23/2020 8:25:20AM

87th Regular Session, Agency Submission, Version 1

Automated Budget and Evaluation System of Texas (ABEST)

Agency code: 783	Agency name: University of Houston System Administration				
METHOD OF FINANCING	Exp 2019	Est 2020	Bud 2021	Req 2022	Req 2023
<u>GENERAL REVENUE</u>					
Tuition Revenue Bond Debt Service (10783 0001 19)- UH Victoria	\$(1,248,104)	\$0	\$0	\$0	\$0
Tuition Revenue Bond Debt Service (10783 0001 19)- UH System	\$(376,441)	\$0	\$0	\$0	\$0
System Office Funding (10783 0001 19)	\$(66,930)	\$0	\$0	\$0	\$0
5% GR Reduction System Office Operations 86th R.S., Item Reductions 2020	\$0	\$(76,711)	\$0	\$0	\$0
5% GR Reduction System Office Operations 86th R.S., Item Reductions 2021	\$0	\$0	\$(76,711)	\$0	\$0
Tuition Revenue Bond Debt Service (10783 0001 20)- UH	\$0	\$(1,059,333)	\$0	\$0	\$0

2.B. Summary of Base Request by Method of Finance

10/23/2020 8:25:20AM

87th Regular Session, Agency Submission, Version 1

Automated Budget and Evaluation System of Texas (ABEST)

Agency code: 783		Agency name: University of Houston System Administration				
METHOD OF FINANCING		Exp 2019	Est 2020	Bud 2021	Req 2022	Req 2023
<u>GENERAL REVENUE</u>						
	Tuition Revenue Bond Debt Service (10783 0001 20)- UH Victoria	\$0	\$(1,063)	\$0	\$0	\$0
	Tuition Revenue Bond Debt Service (10783 0001 20)- UH System	\$0	\$1,057,225	\$0	\$0	\$0
TOTAL,	General Revenue Fund	\$44,315,320	\$41,441,703	\$41,481,178	\$41,948,570	\$35,335,598
TOTAL, ALL	GENERAL REVENUE	\$44,315,320	\$41,441,703	\$41,481,178	\$41,948,570	\$35,335,598

OTHER FUNDS

802 License Plate Trust Fund Account No. 0802, estimated

REGULAR APPROPRIATIONS

Regular Appropriations from MOF Table (2018-19 GAA)

\$11,238	\$0	\$0	\$0	\$0
----------	-----	-----	-----	-----

Regular Appropriations from MOF Table (2020-21 GAA)

\$0	\$11,238	\$11,238	\$0	\$0
-----	----------	----------	-----	-----

Regular Appropriation

2.B. Summary of Base Request by Method of Finance

10/23/2020 8:25:20AM

87th Regular Session, Agency Submission, Version 1

Automated Budget and Evaluation System of Texas (ABEST)

Agency code: 783	Agency name: University of Houston System Administration				
METHOD OF FINANCING	Exp 2019	Est 2020	Bud 2021	Req 2022	Req 2023
<u>OTHER FUNDS</u>	\$0	\$0	\$0	\$11,238	\$11,238
<i>TRANSFERS</i>					
85th Leg., Art. III, P. 254, Special Provisions Relating Only To State Agencies of Higher Education, Sec. 4	\$(21,040)	\$0	\$0	\$0	\$0
Comments: License Plate Trust Fund. AY19, FY19 transfers out to UH					
85th Leg., Art. III, P. 254, Special Provisions Relating Only To State Agencies of Higher Education, Sec. 4	\$(4,098)	\$0	\$0	\$0	\$0
Comments: License Plate Trust Fund. AY19, FY19 transfers out to UHCL.					
85th Leg., Art. III, P. 254, Special Provisions Relating Only To State Agencies of Higher Education, Sec. 4	\$(1,990)	\$0	\$0	\$0	\$0
Comments: License Plate Trust Fund. AY19, FY19 transfers out to UHV.					
85th Leg., Art. III, P. 254, Special Provisions Relating Only To State Agencies of Higher Education, Sec. 4	\$(6,481)	\$0	\$0	\$0	\$0
Comments: License Plate Trust Fund. AY19, FY19 transfers out to UHD.					

2.B. Summary of Base Request by Method of Finance
 87th Regular Session, Agency Submission, Version 1
 Automated Budget and Evaluation System of Texas (ABEST)

10/23/2020 8:25:20AM

Agency code: **783** Agency name: **University of Houston System Administration**

METHOD OF FINANCING	Exp 2019	Est 2020	Bud 2021	Req 2022	Req 2023
---------------------	----------	----------	----------	----------	----------

OTHER FUNDS

86th Leg., Art. III, P. 258, Special Provisions Relating Only To State Agencies of Higher Education, Sec. 4

\$0	\$(5,716)	\$0	\$0	\$0
-----	-----------	-----	-----	-----

Comments: License Plate Trust Fund. AY20, FY20 transfers out to UH.

86th Leg., Art. III, P. 258, Special Provisions Relating Only To State Agencies of Higher Education, Sec. 4

\$0	\$(1,125)	\$0	\$0	\$0
-----	-----------	-----	-----	-----

Comments: License Plate Trust Fund. AY20, FY20 transfers out to UHCL.

86th Leg., Art. III, P. 258, Special Provisions Relating Only To State Agencies of Higher Education, Sec. 4

\$0	\$(557)	\$0	\$0	\$0
-----	---------	-----	-----	-----

Comments: License Plate Trust Fund. AY20, FY20 transfers out to UHV.

86th Leg., Art. III, P. 258, Special Provisions Relating Only To State Agencies of Higher Education, Sec. 4

\$0	\$(1,818)	\$0	\$0	\$0
-----	-----------	-----	-----	-----

Comments: License Plate Trust Fund. AY20, FY20 transfers out to UHD.

UNEXPENDED BALANCES AUTHORITY

2.B. Summary of Base Request by Method of Finance

10/23/2020 8:25:20AM

87th Regular Session, Agency Submission, Version 1

Automated Budget and Evaluation System of Texas (ABEST)

Agency code: 783	Agency name: University of Houston System Administration				
METHOD OF FINANCING	Exp 2019	Est 2020	Bud 2021	Req 2022	Req 2023
<u>OTHER FUNDS</u>					
85th Leg., Art. III, P. 272, Special Provisions Relating Only To State Agencies of Higher Education, Sec. 57	\$23,819	\$0	\$0	\$0	\$0
86th Leg., Art. III, P. 277, Special Provisions Relating Only To State Agencies of Higher Education, Sec. 57	\$(847)	\$0	\$0	\$0	\$0
86th Leg., Art. III, P. 277, Special Provisions Relating Only To State Agencies of Higher Education, Sec. 57	\$0	\$847	\$0	\$0	\$0
86th Leg., Art. III, P. 277, Special Provisions Relating Only To State Agencies of Higher Education, Sec. 57	\$0	\$(646)	\$0	\$0	\$0
86th Leg., Art. III, P. 277, Special Provisions Relating Only To State Agencies of Higher Education, Sec. 57	\$0	\$0	\$646	\$0	\$0
<i>BASE ADJUSTMENT</i>					
Revised Receipts FY19 -(601) Revenues (receipts) deposits from license plate sales and also interest earned. (In)					

2.B. Summary of Base Request by Method of Finance

10/23/2020 8:25:20AM

87th Regular Session, Agency Submission, Version 1

Automated Budget and Evaluation System of Texas (ABEST)

Agency code:	783	Agency name:	University of Houston System Administration			
METHOD OF FINANCING		Exp 2019	Est 2020	Bud 2021	Req 2022	Req 2023
<u>OTHER FUNDS</u>		\$ (601)	\$ 0	\$ 0	\$ 0	\$ 0
	Revised Receipts -FY20 (2,222)- Revenues (receipts) deposits from license plate sales and also interest earned. (In)	\$ 0	\$ (2,223)	\$ 0	\$ 0	\$ 0
TOTAL,	License Plate Trust Fund Account No. 0802, estimated	\$ 0	\$ 0	\$11,884	\$11,238	\$11,238
TOTAL, ALL	OTHER FUNDS	\$ 0	\$ 0	\$11,884	\$11,238	\$11,238
GRAND TOTAL		\$44,315,320	\$41,441,703	\$41,493,062	\$41,959,808	\$35,346,836

2.B. Summary of Base Request by Method of Finance

10/23/2020 8:25:20AM

87th Regular Session, Agency Submission, Version 1

Automated Budget and Evaluation System of Texas (ABEST)

METHOD OF FINANCING	Exp 2019	Est 2020	Bud 2021	Req 2022	Req 2023
<p>Agency code: 783 Agency name: University of Houston System Administration</p>					
FULL-TIME-EQUIVALENT POSITIONS					
REGULAR APPROPRIATIONS					
Regular Appropriations from MOF Table (2018-19 GAA)	11.7	0.0	0.0	0.0	0.0
Regular Appropriations from MOF Table (2020-21 GAA)	0.0	11.7	11.7	0.0	0.0
Regular Appropriation	0.0	0.0	0.0	11.7	11.7
RIDER APPROPRIATION					
Art IX, Sec 6.10(a)(2), Board or Administrator FTE Adjustment (2018-19 GAA)	0.6	0.0	0.0	0.0	0.0
TOTAL, ADJUSTED FTES	12.3	11.7	11.7	11.7	11.7

NUMBER OF 100% FEDERALLY FUNDED FTEs

2.C. Summary of Base Request by Object of Expense

10/23/2020 8:25:21AM

87th Regular Session, Agency Submission, Version 1
Automated Budget and Evaluation System of Texas (ABEST)

783 University of Houston System Administration

OBJECT OF EXPENSE	Exp 2019	Est 2020	Bud 2021	BL 2022	BL 2023
1001 SALARIES AND WAGES	\$1,460,730	\$1,454,984	\$1,454,984	\$1,454,984	\$1,454,984
1002 OTHER PERSONNEL COSTS	\$7,536	\$1,178	\$1,178	\$1,178	\$1,178
2008 DEBT SERVICE	\$24,987,709	\$23,700,325	\$29,629,436	\$29,894,851	\$24,867,729
2009 OTHER OPERATING EXPENSE	\$17,510,345	\$16,285,216	\$10,407,464	\$10,608,795	\$9,022,945
3001 CLIENT SERVICES	\$349,000	\$0	\$0	\$0	\$0
OOE Total (Excluding Riders)	\$44,315,320	\$41,441,703	\$41,493,062	\$41,959,808	\$35,346,836
OOE Total (Riders)					
Grand Total	\$44,315,320	\$41,441,703	\$41,493,062	\$41,959,808	\$35,346,836

2.E. Summary of Exceptional Items Request
 87th Regular Session, Agency Submission, Version 1
 Automated Budget and Evaluation System of Texas (ABEST)

DATE: 10/23/2020
 TIME : 8:25:21AM

Agency code: 783

Agency name: University of Houston System Administration

Priority	Item	2022			2023			Biennium	
		GR and GR/GR Dedicated	All Funds	FTEs	GR and GR Dedicated	All Funds	FTEs	GR and GR Dedicated	All Funds
1	Restore Non-Formula Reductions	\$76,711	\$76,711		\$76,711	\$76,711		\$153,422	\$153,422
2	Katy Academic Building #2	\$8,042,775	\$8,042,775		\$8,042,775	\$8,042,775		\$16,085,550	\$16,085,550
3	Medical Research Facility (TMC 3)	\$11,159,623	\$11,159,623		\$11,159,623	\$11,159,623		\$22,319,246	\$22,319,246
Total, Exceptional Items Request		\$19,279,109	\$19,279,109		\$19,279,109	\$19,279,109		\$38,558,218	\$38,558,218
Method of Financing									
	General Revenue	\$19,279,109	\$19,279,109		\$19,279,109	\$19,279,109		\$38,558,218	\$38,558,218
	General Revenue - Dedicated								
	Federal Funds								
	Other Funds								
		\$19,279,109	\$19,279,109		\$19,279,109	\$19,279,109		\$38,558,218	\$38,558,218

Full Time Equivalent Positions

Number of 100% Federally Funded FTEs

2.F. Summary of Total Request by Strategy
 87th Regular Session, Agency Submission, Version 1
 Automated Budget and Evaluation System of Texas (ABEST)

DATE : 10/23/2020
 TIME : 8:25:22AM

Agency code: 783 Agency name: University of Houston System Administration

Goal/Objective/STRATEGY	Base 2022	Base 2023	Exceptional 2022	Exceptional 2023	Total Request 2022	Total Request 2023
1 Provide Instructional and Operations Support						
<i>1 Provide Instructional and Operations Support</i>						
11 SYSTEM OFFICE OPERATIONS	\$1,468,759	\$1,468,759	\$0	\$0	\$1,468,759	\$1,468,759
TOTAL, GOAL 1	\$1,468,759	\$1,468,759	\$0	\$0	\$1,468,759	\$1,468,759
2 Provide Infrastructure Support						
<i>1 Provide Operation and Maintenance of E&G Space</i>						
1 UH TUITION REVENUE BOND RETIREMENT	16,724,394	13,382,854	0	0	16,724,394	13,382,854
2 UH CLEAR LAKE REV BOND RETIREMENT	8,174,697	6,150,998	0	0	8,174,697	6,150,998
3 UH DOWNTOWN REVENUE BOND RETIREMENT	7,519,740	6,441,750	0	0	7,519,740	6,441,750
4 UH VICTORIA REVENUE BOND RETIREMENT	4,823,968	4,645,850	0	0	4,823,968	4,645,850
5 UH SYSTEM REVENUE BOND RETIREMENT	3,248,250	3,256,625	0	0	3,248,250	3,256,625
TOTAL, GOAL 2	\$40,491,049	\$33,878,077	\$0	\$0	\$40,491,049	\$33,878,077

2.F. Summary of Total Request by Strategy
 87th Regular Session, Agency Submission, Version 1
 Automated Budget and Evaluation System of Texas (ABEST)

DATE : 10/23/2020
 TIME : 8:25:22AM

Agency code: 783		Agency name: University of Houston System Administration				
Goal/Objective/STRATEGY	Base 2022	Base 2023	Exceptional 2022	Exceptional 2023	Total Request 2022	Total Request 2023
3 Provide Non-formula Support						
3 <i>Public Service</i>						
1 NASA PROGRAMS	\$0	\$0	\$0	\$0	\$0	\$0
5 <i>Exceptional Item Request</i>						
1 EXCEPTIONAL ITEM REQUEST	0	0	19,279,109	19,279,109	19,279,109	19,279,109
TOTAL, GOAL 3	\$0	\$0	\$19,279,109	\$19,279,109	\$19,279,109	\$19,279,109
TOTAL, AGENCY STRATEGY REQUEST	\$41,959,808	\$35,346,836	\$19,279,109	\$19,279,109	\$61,238,917	\$54,625,945
TOTAL, AGENCY RIDER APPROPRIATIONS REQUEST						
GRAND TOTAL, AGENCY REQUEST	\$41,959,808	\$35,346,836	\$19,279,109	\$19,279,109	\$61,238,917	\$54,625,945

2.F. Summary of Total Request by Strategy
 87th Regular Session, Agency Submission, Version 1
 Automated Budget and Evaluation System of Texas (ABEST)

DATE : 10/23/2020
 TIME : 8:25:22AM

Agency code: 783		Agency name: University of Houston System Administration				
<i>Goal/Objective/STRATEGY</i>	Base 2022	Base 2023	Exceptional 2022	Exceptional 2023	Total Request 2022	Total Request 2023
General Revenue Funds:						
1 General Revenue Fund	\$41,948,570	\$35,335,598	\$19,279,109	\$19,279,109	\$61,227,679	\$54,614,707
	\$41,948,570	\$35,335,598	\$19,279,109	\$19,279,109	\$61,227,679	\$54,614,707
Other Funds:						
802 Lic Plate Trust Fund No. 0802, est	11,238	11,238	0	0	11,238	11,238
	\$11,238	\$11,238	\$0	\$0	\$11,238	\$11,238
TOTAL, METHOD OF FINANCING	\$41,959,808	\$35,346,836	\$19,279,109	\$19,279,109	\$61,238,917	\$54,625,945
FULL TIME EQUIVALENT POSITIONS	11.7	11.7	0.0	0.0	11.7	11.7

3.A. Strategy Request
 87th Regular Session, Agency Submission, Version 1
 Automated Budget and Evaluation System of Texas (ABEST)

10/23/2020 10:16:19AM

783 University of Houston System Administration

GOAL: 1 Provide Instructional and Operations Support
 OBJECTIVE: 1 Provide Instructional and Operations Support
 STRATEGY: 11 System Office Operations

Service Categories:

Service: 02 Income: A.2 Age: B.3

CODE	DESCRIPTION	Exp 2019	Est 2020	Bud 2021	BL 2022	BL 2023
Objects of Expense:						
1001	SALARIES AND WAGES	\$1,460,730	\$1,454,984	\$1,454,984	\$1,454,984	\$1,454,984
1002	OTHER PERSONNEL COSTS	\$7,536	\$1,178	\$1,178	\$1,178	\$1,178
2009	OTHER OPERATING EXPENSE	\$1,188	\$1,360	\$13,243	\$12,597	\$12,597
TOTAL, OBJECT OF EXPENSE		\$1,469,454	\$1,457,522	\$1,469,405	\$1,468,759	\$1,468,759
Method of Financing:						
1	General Revenue Fund	\$1,469,454	\$1,457,522	\$1,457,521	\$1,457,521	\$1,457,521
SUBTOTAL, MOF (GENERAL REVENUE FUNDS)		\$1,469,454	\$1,457,522	\$1,457,521	\$1,457,521	\$1,457,521
Method of Financing:						
802	Lic Plate Trust Fund No. 0802, est	\$0	\$0	\$11,884	\$11,238	\$11,238
SUBTOTAL, MOF (OTHER FUNDS)		\$0	\$0	\$11,884	\$11,238	\$11,238
TOTAL, METHOD OF FINANCE (INCLUDING RIDERS)					\$1,468,759	\$1,468,759
TOTAL, METHOD OF FINANCE (EXCLUDING RIDERS)		\$1,469,454	\$1,457,522	\$1,469,405	\$1,468,759	\$1,468,759
FULL TIME EQUIVALENT POSITIONS:		12.3	11.7	11.7	11.7	11.7

783 University of Houston System Administration

GOAL: 1 Provide Instructional and Operations Support
 OBJECTIVE: 1 Provide Instructional and Operations Support Service Categories:
 STRATEGY: 11 System Office Operations Service: 02 Income: A.2 Age: B.3

CODE	DESCRIPTION	Exp 2019	Est 2020	Bud 2021	BL 2022	BL 2023
------	-------------	----------	----------	----------	---------	---------

STRATEGY DESCRIPTION AND JUSTIFICATION:

Established by Acts 1977, 65th Legislature, as codified in Section 111.20 of the Texas Education Code, the University of Houston System Administration provides leadership, coordination, support and some centralized services for the four universities in the UH System. The UH System’s mission is to serve the full range of educational and research needs of Houston, the Gulf Coast Region and the State of Texas with programs of highest quality and efficiency.

EXTERNAL/INTERNAL FACTORS IMPACTING STRATEGY:

The rapid demographic changes facing Houston and Texas present both social and economic challenges for the state and its public universities. The University of Houston System is the largest single source of professional and technical talent for the Gulf Coast Region, providing the intellectual as well as the research, technological and cultural base for the area. The UH System contributes greatly to the economic future of the state by preparing the workforce with academic programs serving all populations in the region and expanding the research and technology base.

The role of the UH System Administration has been reviewed by the Board of Regents to ensure the greatest responsiveness, effectiveness and efficiency of services to the community and the four universities. The Board has combined the top two positions in the System, the Chancellor and the President of the University of Houston, into a single Chief Executive to effect greater cooperation, coordination and efficiency. This management model will continue to bring the universities together for shared services where economically beneficial; for system-wide initiatives, such as partnerships with community groups, public and private schools, corporate and industrial organizations; and for coordinating support from private individuals and corporations as well as federal, state and local governments.

3.A. Strategy Request
 87th Regular Session, Agency Submission, Version 1
 Automated Budget and Evaluation System of Texas (ABEST)

10/23/2020 10:16:19AM

783 University of Houston System Administration

GOAL: 1 Provide Instructional and Operations Support
 OBJECTIVE: 1 Provide Instructional and Operations Support
 STRATEGY: 11 System Office Operations

Service Categories:

Service: 02 Income: A.2 Age: B.3

CODE	DESCRIPTION	Exp 2019	Est 2020	Bud 2021	BL 2022	BL 2023
------	-------------	----------	----------	----------	---------	---------

EXPLANATION OF BIENNIAL CHANGE (includes Rider amounts):

<u>STRATEGY BIENNIAL TOTAL - ALL FUNDS</u>		<u>BIENNIAL</u>	<u>EXPLANATION OF BIENNIAL CHANGE</u>	
Base Spending (Est 2020 + Bud 2021)	Baseline Request (BL 2022 + BL 2023)	CHANGE	\$ Amount	Explanation(s) of Amount (must specify MOFs and FTEs)
\$2,926,927	\$2,937,518	\$10,591	\$10,591	Variance is due to License plate scholarship
			\$10,591	Total of Explanation of Biennial Change

783 University of Houston System Administration

GOAL: 2 Provide Infrastructure Support
 OBJECTIVE: 1 Provide Operation and Maintenance of E&G Space Service Categories:
 STRATEGY: 1 University of Houston Tuition Revenue Bond Retirement Service: 10 Income: A.2 Age: B.3

CODE	DESCRIPTION	Exp 2019	Est 2020	Bud 2021	BL 2022	BL 2023
Objects of Expense:						
2008	DEBT SERVICE	\$10,182,439	\$9,779,116	\$13,028,389	\$12,852,384	\$10,284,472
2009	OTHER OPERATING EXPENSE	\$6,120,567	\$4,614,456	\$3,925,035	\$3,872,010	\$3,098,382
TOTAL, OBJECT OF EXPENSE		\$16,303,006	\$14,393,572	\$16,953,424	\$16,724,394	\$13,382,854
Method of Financing:						
1	General Revenue Fund	\$16,303,006	\$14,393,572	\$16,953,424	\$16,724,394	\$13,382,854
SUBTOTAL, MOF (GENERAL REVENUE FUNDS)		\$16,303,006	\$14,393,572	\$16,953,424	\$16,724,394	\$13,382,854
TOTAL, METHOD OF FINANCE (INCLUDING RIDERS)					\$16,724,394	\$13,382,854
TOTAL, METHOD OF FINANCE (EXCLUDING RIDERS)		\$16,303,006	\$14,393,572	\$16,953,424	\$16,724,394	\$13,382,854
FULL TIME EQUIVALENT POSITIONS:						
STRATEGY DESCRIPTION AND JUSTIFICATION:						

783 University of Houston System Administration

GOAL: 2 Provide Infrastructure Support
 OBJECTIVE: 1 Provide Operation and Maintenance of E&G Space Service Categories:
 STRATEGY: 1 University of Houston Tuition Revenue Bond Retirement Service: 10 Income: A.2 Age: B.3

CODE	DESCRIPTION	Exp 2019	Est 2020	Bud 2021	BL 2022	BL 2023
------	-------------	----------	----------	----------	---------	---------

EXTERNAL/INTERNAL FACTORS IMPACTING STRATEGY:

EXPLANATION OF BIENNIAL CHANGE (includes Rider amounts):

<u>STRATEGY BIENNIAL TOTAL - ALL FUNDS</u>		<u>BIENNIAL</u>	<u>EXPLANATION OF BIENNIAL CHANGE</u>	
<u>Base Spending (Est 2020 + Bud 2021)</u>	<u>Baseline Request (BL 2022 + BL 2023)</u>	<u>CHANGE</u>	<u>\$ Amount</u>	<u>Explanation(s) of Amount (must specify MOFs and FTEs)</u>
\$31,346,996	\$30,107,248	\$(1,239,748)	\$(1,239,748)	Decrease in TRB Debt Service Allocations
			<u>\$(1,239,748)</u>	Total of Explanation of Biennial Change

783 University of Houston System Administration

GOAL: 2 Provide Infrastructure Support
 OBJECTIVE: 1 Provide Operation and Maintenance of E&G Space Service Categories:
 STRATEGY: 2 University of Houston Clear Lake Tuition Revenue Bond Retirement Service: 10 Income: A.2 Age: B.3

CODE	DESCRIPTION	Exp 2019	Est 2020	Bud 2021	BL 2022	BL 2023
Objects of Expense:						
2008	DEBT SERVICE	\$4,987,051	\$5,205,352	\$6,324,712	\$6,300,286	\$4,740,609
2009	OTHER OPERATING EXPENSE	\$3,203,087	\$2,989,476	\$1,881,677	\$1,874,411	\$1,410,389
TOTAL, OBJECT OF EXPENSE		\$8,190,138	\$8,194,828	\$8,206,389	\$8,174,697	\$6,150,998
Method of Financing:						
1	General Revenue Fund	\$8,190,138	\$8,194,828	\$8,206,389	\$8,174,697	\$6,150,998
SUBTOTAL, MOF (GENERAL REVENUE FUNDS)		\$8,190,138	\$8,194,828	\$8,206,389	\$8,174,697	\$6,150,998
TOTAL, METHOD OF FINANCE (INCLUDING RIDERS)					\$8,174,697	\$6,150,998
TOTAL, METHOD OF FINANCE (EXCLUDING RIDERS)		\$8,190,138	\$8,194,828	\$8,206,389	\$8,174,697	\$6,150,998
FULL TIME EQUIVALENT POSITIONS:						
STRATEGY DESCRIPTION AND JUSTIFICATION:						

783 University of Houston System Administration

GOAL: 2 Provide Infrastructure Support
 OBJECTIVE: 1 Provide Operation and Maintenance of E&G Space Service Categories:
 STRATEGY: 2 University of Houston Clear Lake Tuition Revenue Bond Retirement Service: 10 Income: A.2 Age: B.3

CODE	DESCRIPTION	Exp 2019	Est 2020	Bud 2021	BL 2022	BL 2023
------	-------------	----------	----------	----------	---------	---------

EXTERNAL/INTERNAL FACTORS IMPACTING STRATEGY:

EXPLANATION OF BIENNIAL CHANGE (includes Rider amounts):

<u>STRATEGY BIENNIAL TOTAL - ALL FUNDS</u>		<u>BIENNIAL</u>	<u>EXPLANATION OF BIENNIAL CHANGE</u>	
<u>Base Spending (Est 2020 + Bud 2021)</u>	<u>Baseline Request (BL 2022 + BL 2023)</u>	<u>CHANGE</u>	<u>\$ Amount</u>	<u>Explanation(s) of Amount (must specify MOFs and FTEs)</u>
\$16,401,217	\$14,325,695	\$(2,075,522)	\$(2,075,522)	Decrease in TRB Debt Service Allocations
			<u>\$(2,075,522)</u>	Total of Explanation of Biennial Change

783 University of Houston System Administration

GOAL: 2 Provide Infrastructure Support
 OBJECTIVE: 1 Provide Operation and Maintenance of E&G Space Service Categories:
 STRATEGY: 3 University of Houston Downtown Tuition Revenue Bond Retirement Service: 10 Income: A.2 Age: B.3

CODE	DESCRIPTION	Exp 2019	Est 2020	Bud 2021	BL 2022	BL 2023
Objects of Expense:						
2008	DEBT SERVICE	\$4,734,109	\$4,409,829	\$5,511,568	\$5,521,330	\$4,729,822
2009	OTHER OPERATING EXPENSE	\$3,298,540	\$3,091,722	\$1,994,877	\$1,998,410	\$1,711,928
TOTAL, OBJECT OF EXPENSE		\$8,032,649	\$7,501,551	\$7,506,445	\$7,519,740	\$6,441,750
Method of Financing:						
1	General Revenue Fund	\$8,032,649	\$7,501,551	\$7,506,445	\$7,519,740	\$6,441,750
SUBTOTAL, MOF (GENERAL REVENUE FUNDS)		\$8,032,649	\$7,501,551	\$7,506,445	\$7,519,740	\$6,441,750
TOTAL, METHOD OF FINANCE (INCLUDING RIDERS)					\$7,519,740	\$6,441,750
TOTAL, METHOD OF FINANCE (EXCLUDING RIDERS)		\$8,032,649	\$7,501,551	\$7,506,445	\$7,519,740	\$6,441,750
FULL TIME EQUIVALENT POSITIONS:						
STRATEGY DESCRIPTION AND JUSTIFICATION:						

783 University of Houston System Administration

GOAL: 2 Provide Infrastructure Support
 OBJECTIVE: 1 Provide Operation and Maintenance of E&G Space Service Categories:
 STRATEGY: 3 University of Houston Downtown Tuition Revenue Bond Retirement Service: 10 Income: A.2 Age: B.3

CODE	DESCRIPTION	Exp 2019	Est 2020	Bud 2021	BL 2022	BL 2023
------	-------------	----------	----------	----------	---------	---------

EXTERNAL/INTERNAL FACTORS IMPACTING STRATEGY:

EXPLANATION OF BIENNIAL CHANGE (includes Rider amounts):

<u>STRATEGY BIENNIAL TOTAL - ALL FUNDS</u>		<u>BIENNIAL</u>	<u>EXPLANATION OF BIENNIAL CHANGE</u>	
<u>Base Spending (Est 2020 + Bud 2021)</u>	<u>Baseline Request (BL 2022 + BL 2023)</u>	<u>CHANGE</u>	<u>\$ Amount</u>	<u>Explanation(s) of Amount (must specify MOFs and FTEs)</u>
\$15,007,996	\$13,961,490	\$(1,046,506)	\$(1,046,506)	Decrease in TRB Debt Service Allocations
			<u>\$(1,046,506)</u>	Total of Explanation of Biennial Change

783 University of Houston System Administration

GOAL: 2 Provide Infrastructure Support
 OBJECTIVE: 1 Provide Operation and Maintenance of E&G Space Service Categories:
 STRATEGY: 4 University of Houston Victoria Tuition Revenue Bond Retirement Service: 10 Income: A.2 Age: B.3

CODE	DESCRIPTION	Exp 2019	Est 2020	Bud 2021	BL 2022	BL 2023
Objects of Expense:						
2008	DEBT SERVICE	\$2,598,644	\$1,951,028	\$2,629,705	\$3,075,469	\$2,961,912
2009	OTHER OPERATING EXPENSE	\$2,280,232	\$2,168,602	\$1,495,069	\$1,748,499	\$1,683,938
TOTAL, OBJECT OF EXPENSE		\$4,878,876	\$4,119,630	\$4,124,774	\$4,823,968	\$4,645,850
Method of Financing:						
1	General Revenue Fund	\$4,878,876	\$4,119,630	\$4,124,774	\$4,823,968	\$4,645,850
SUBTOTAL, MOF (GENERAL REVENUE FUNDS)		\$4,878,876	\$4,119,630	\$4,124,774	\$4,823,968	\$4,645,850
TOTAL, METHOD OF FINANCE (INCLUDING RIDERS)					\$4,823,968	\$4,645,850
TOTAL, METHOD OF FINANCE (EXCLUDING RIDERS)		\$4,878,876	\$4,119,630	\$4,124,774	\$4,823,968	\$4,645,850
FULL TIME EQUIVALENT POSITIONS:						
STRATEGY DESCRIPTION AND JUSTIFICATION:						

783 University of Houston System Administration

GOAL: 2 Provide Infrastructure Support
 OBJECTIVE: 1 Provide Operation and Maintenance of E&G Space Service Categories:
 STRATEGY: 4 University of Houston Victoria Tuition Revenue Bond Retirement Service: 10 Income: A.2 Age: B.3

CODE	DESCRIPTION	Exp 2019	Est 2020	Bud 2021	BL 2022	BL 2023
------	-------------	----------	----------	----------	---------	---------

EXTERNAL/INTERNAL FACTORS IMPACTING STRATEGY:

EXPLANATION OF BIENNIAL CHANGE (includes Rider amounts):

<u>STRATEGY BIENNIAL TOTAL - ALL FUNDS</u>		<u>BIENNIAL</u>	<u>EXPLANATION OF BIENNIAL CHANGE</u>	
<u>Base Spending (Est 2020 + Bud 2021)</u>	<u>Baseline Request (BL 2022 + BL 2023)</u>	<u>CHANGE</u>	<u>\$ Amount</u>	<u>Explanation(s) of Amount (must specify MOFs and FTEs)</u>
\$8,244,404	\$9,469,818	\$1,225,414	\$1,225,414	Increase in TRB Debt Service Allocations
			\$1,225,414	Total of Explanation of Biennial Change

783 University of Houston System Administration

GOAL: 2 Provide Infrastructure Support
 OBJECTIVE: 1 Provide Operation and Maintenance of E&G Space
 STRATEGY: 5 University of Houston System Revenue Bond Retirement

Service Categories:
 Service: 10 Income: A.2 Age: B.3

CODE	DESCRIPTION	Exp 2019	Est 2020	Bud 2021	BL 2022	BL 2023
Objects of Expense:						
2008	DEBT SERVICE	\$2,485,466	\$2,355,000	\$2,135,062	\$2,145,382	\$2,150,914
2009	OTHER OPERATING EXPENSE	\$2,483,353	\$3,419,600	\$1,097,563	\$1,102,868	\$1,105,711
TOTAL, OBJECT OF EXPENSE		\$4,968,819	\$5,774,600	\$3,232,625	\$3,248,250	\$3,256,625
Method of Financing:						
1	General Revenue Fund	\$4,968,819	\$5,774,600	\$3,232,625	\$3,248,250	\$3,256,625
SUBTOTAL, MOF (GENERAL REVENUE FUNDS)		\$4,968,819	\$5,774,600	\$3,232,625	\$3,248,250	\$3,256,625
TOTAL, METHOD OF FINANCE (INCLUDING RIDERS)					\$3,248,250	\$3,256,625
TOTAL, METHOD OF FINANCE (EXCLUDING RIDERS)		\$4,968,819	\$5,774,600	\$3,232,625	\$3,248,250	\$3,256,625
FULL TIME EQUIVALENT POSITIONS:						
STRATEGY DESCRIPTION AND JUSTIFICATION:						

783 University of Houston System Administration

GOAL: 2 Provide Infrastructure Support
 OBJECTIVE: 1 Provide Operation and Maintenance of E&G Space Service Categories:
 STRATEGY: 5 University of Houston System Revenue Bond Retirement Service: 10 Income: A.2 Age: B.3

CODE	DESCRIPTION	Exp 2019	Est 2020	Bud 2021	BL 2022	BL 2023
------	-------------	----------	----------	----------	---------	---------

EXTERNAL/INTERNAL FACTORS IMPACTING STRATEGY:

EXPLANATION OF BIENNIAL CHANGE (includes Rider amounts):

<u>STRATEGY BIENNIAL TOTAL - ALL FUNDS</u>		<u>BIENNIAL CHANGE</u>	<u>EXPLANATION OF BIENNIAL CHANGE</u>	
<u>Base Spending (Est 2020 + Bud 2021)</u>	<u>Baseline Request (BL 2022 + BL 2023)</u>		<u>\$ Amount</u>	<u>Explanation(s) of Amount (must specify MOFs and FTEs)</u>
\$9,007,225	\$6,504,875	\$(2,502,350)	\$(2,502,350)	Decrease in TRB Debt Service Allocations
			\$(2,502,350)	Total of Explanation of Biennial Change

3.A. Strategy Request
 87th Regular Session, Agency Submission, Version 1
 Automated Budget and Evaluation System of Texas (ABEST)

10/23/2020 10:16:19AM

783 University of Houston System Administration

GOAL: 3 Provide Non-formula Support

OBJECTIVE: 3 Public Service

STRATEGY: 1 High School Cooperative Education Program w/NASA & Tech Outreach Pgm

Service Categories:

Service: 19

Income: A.2

Age: B.3

CODE	DESCRIPTION	Exp 2019	Est 2020	Bud 2021	BL 2022	BL 2023
Objects of Expense:						
2009	OTHER OPERATING EXPENSE	\$123,378	\$0	\$0	\$0	\$0
3001	CLIENT SERVICES	\$349,000	\$0	\$0	\$0	\$0
TOTAL, OBJECT OF EXPENSE		\$472,378	\$0	\$0	\$0	\$0
Method of Financing:						
1	General Revenue Fund	\$472,378	\$0	\$0	\$0	\$0
SUBTOTAL, MOF (GENERAL REVENUE FUNDS)		\$472,378	\$0	\$0	\$0	\$0
TOTAL, METHOD OF FINANCE (INCLUDING RIDERS)					\$0	\$0
TOTAL, METHOD OF FINANCE (EXCLUDING RIDERS)		\$472,378	\$0	\$0	\$0	\$0

FULL TIME EQUIVALENT POSITIONS:

STRATEGY DESCRIPTION AND JUSTIFICATION:

783 University of Houston System Administration

GOAL: 3 Provide Non-formula Support
 OBJECTIVE: 3 Public Service Service Categories:
 STRATEGY: 1 High School Cooperative Education Program w/NASA & Tech Outreach Pgm Service: 19 Income: A.2 Age: B.3

CODE	DESCRIPTION	Exp 2019	Est 2020	Bud 2021	BL 2022	BL 2023
------	-------------	----------	----------	----------	---------	---------

Texas Aerospace Scholars (TAS): The TAS programs provide online opportunities and onsite experiences at NASA Johnson Space Center (JSC) for students from across the state of Texas. Since 1999, more than 10,000 Texans have participated in the programs and have explored career opportunities in science, technology, engineering and math (STEM). High school juniors explore opportunities in STEM academic fields by completing on-line modules and travel to JSC for a one-week summer experience. The community college program challenges student teams to complete on an aerospace project for a simulated NASA contract. Participation includes web-based assignments and onsite activities where students interact with NASA engineers and scientists. The TAS Internship focuses on strengthening the STEM pipeline by offering semester-long internships to TAS student alumni.

Technology Outreach Program (TOP): The Technology Outreach Program (TOP) transfers NASA/JSC scientific and engineering expertise to meet Texas small businesses' technology requirements fostering economic retention/expansion. Since 1999, TOP has helped 800 plus small businesses solve technical challenges with the assistance of NASA and our aerospace partners. TOP delivers new products to the market place and enhances previously developed products which generates increased sales, capital investment, and new employment opportunities for small businesses in Texas. NASA and the Aerospace contractors' commitment of free engineering support is leveraged with TOP state funds at a ratio of 3:1.

EXTERNAL/INTERNAL FACTORS IMPACTING STRATEGY:

3.A. Strategy Request
 87th Regular Session, Agency Submission, Version 1
 Automated Budget and Evaluation System of Texas (ABEST)

10/23/2020 10:16:19AM

783 University of Houston System Administration

GOAL: 3 Provide Non-formula Support
 OBJECTIVE: 3 Public Service
 STRATEGY: 1 High School Cooperative Education Program w/NASA & Tech Outreach Pgm

Service Categories:
 Service: 19 Income: A.2 Age: B.3

CODE	DESCRIPTION	Exp 2019	Est 2020	Bud 2021	BL 2022	BL 2023
------	-------------	----------	----------	----------	---------	---------

EXPLANATION OF BIENNIAL CHANGE (includes Rider amounts):

<u>STRATEGY BIENNIAL TOTAL - ALL FUNDS</u>		<u>BIENNIAL CHANGE</u>	<u>EXPLANATION OF BIENNIAL CHANGE</u>	
<u>Base Spending (Est 2020 + Bud 2021)</u>	<u>Baseline Request (BL 2022 + BL 2023)</u>		<u>\$ Amount</u>	<u>Explanation(s) of Amount (must specify MOFs and FTEs)</u>
\$0	\$0	\$0	\$0	Total of Explanation of Biennial Change

3.A. Strategy Request
87th Regular Session, Agency Submission, Version 1
Automated Budget and Evaluation System of Texas (ABEST)

10/23/2020 10:16:19AM

SUMMARY TOTALS:

OBJECTS OF EXPENSE:	\$44,315,320	\$41,441,703	\$41,493,062	\$41,959,808	\$35,346,836
METHODS OF FINANCE (INCLUDING RIDERS):				\$41,959,808	\$35,346,836
METHODS OF FINANCE (EXCLUDING RIDERS):	\$44,315,320	\$41,441,703	\$41,493,062	\$41,959,808	\$35,346,836
FULL TIME EQUIVALENT POSITIONS:	12.3	11.7	11.7	11.7	11.7

3.A.1 PROGRAM-LEVEL REQUEST SCHEDULE
87th Regular Session, Agency Submission, Version 1

Agency Code: 783		Agency: University of Houston System Administration								
Date: October 2020					20-21 Base	Requested 2022	Requested 2023	Biennial Total 22-23	Biennial Difference	
Goal	Goal Name	Strategy	Strategy Name	Program Name					\$	%
1	Provide Instructional and Operations Su	1.11	System Office Operations	System Office Operations	\$2,927,089	\$1,468,759	\$1,468,759	\$2,937,518	\$10,429	0.4%
Total Goal Instructional and Operations Support					\$2,927,089	\$1,468,759	\$1,468,759	\$2,937,518	\$10,429	0.4%
2	Provide Infrastructure Support	2.11	UH Tuition Revenue Bond Retirement	UH TRB	\$32,406,329	\$16,724,394	\$13,382,854	\$30,107,248	(\$2,299,081)	-7.1%
		2.12	UH Clear Lake Revenue Bond Retirement	UH Clear Lake TRB	16,401,217	8,174,697	6,150,998	14,325,695	(\$2,075,522)	-12.7%
		2.13	UH Downtown Revenue Bond Retirement	UH Downtown TRB	15,007,996	7,519,740	6,441,750	13,961,490	(\$1,046,506)	-7.0%
		2.14	UH Victoria Revenue Bond Retirement	UH Victoria TRB	8,245,467	4,823,968	4,645,850	9,469,818	\$1,224,351	14.8%
		2.15	UHSA Tuition Revenue Bond Retirement	UHSA Tuition TRB	7,950,000	3,248,250	3,256,625	6,504,875	(\$1,445,125)	-18.2%
Total Goal Infrastructure Support					\$80,011,009	\$40,491,049	\$33,878,077	\$74,369,126	(\$5,641,883)	-7.1%
		3.51	Exceptional Item Request	Exceptional Item Request	-	19,279,109	19,279,109	38,558,218	\$38,558,218	100.0%
Total Goal Exceptional Item					\$0	\$19,279,109	\$19,279,109	\$38,558,218	\$38,558,218	
Grand Total					\$82,938,098	\$61,238,917	\$54,625,945	\$115,864,862	\$32,926,764	39.7%

3.B. Rider Revisions and Additions Request

Agency Code: 783	Agency Name: University of Houston System Administration	Prepared By: Barbara Duarte	Date: 09-18-2020	Request Level:
----------------------------	--------------------------------------------------------------------	------------------------------------	-------------------------	-----------------------

Current Rider Number	Page Number in 2020-21 GAA	Proposed Rider Language
----------------------	----------------------------	-------------------------

N/A

N/A

Aircraft Authorized. The University of Houston System is authorized to acquire, operate and maintain, including replacing, one passenger airplane. Such airplane should be acquired by gift, if possible, but may be acquired by purchase subject to the authority under Government Code, Chapter 2205. All costs of acquisition, operation and maintenance, including replacement, may be paid out of institutional funds or appropriated funds. In the event that a temporary need arises, the University of Houston may expend funds for the lease or rental of an aircraft on an as-needed basis.

The University of Houston System has experienced significant growth in enrollment and has expanded to include program offerings in various parts of the state outside of the greater Houston area. Providing the University of Houston System this authority would also allow for faster travel to Austin during a legislative session and would be consistent with authority provided to other university systems in the state.

3.B. Rider Revisions and Additions Request (continued)

Higher Education
Employees Group
Insurance
Contributions, Rider 8

III-48

8. Benefits Proportionality Audit Requirement.

- ~~a. Each institution of higher education, excluding Public Community/Junior Colleges, shall consider as part of its annual audit risk assessment whether to conduct an internal audit of benefits proportional by fund reporting. In the event a benefits proportional internal audit is to be conducted, the institution shall notify the State Auditor's Office, and submit a copy of the internal audit to the Legislative Budget Board, Comptroller of Public Accounts, and State Auditor's Office no later than August 31, 2020. The Any audit must examine fiscal years 2017, 2018, and 2019, and must be conducted using a methodology approved by the State Auditor's Office with a copy of the internal audit provided to Legislative Budget Board, Comptroller of Public Accounts, and State Auditor's Office.~~
- ~~b. If the internal audit conducted by an institution identifies any instances in which an institution has not been compliant with the proportionality requirements provided by Article IX, Sec. 6.08, Benefits Paid Proportional by Method of Finance in the examined prior three fiscal years defined in subsection (a) and received excess General Revenue as a result of this noncompliance, the institution shall submit a reimbursement payment to the Comptroller of Public Accounts within two years from the conclusion of the institution's audit. The Comptroller of Public Accounts shall notify the Legislative Budget Board and State Auditor's Office of all reimbursement payments submitted by an institution of higher education.~~
- ~~c. If an institution has previously conducted an internal audit of benefits proportional by fund for the fiscal years included in subsection (a) using a methodology determined to be acceptable by the State Auditor's Office, the State Auditor's Office may waive the requirement that the institution conduct an additional internal audit. The State Auditor's Office shall notify the Legislative Budget Board and Comptroller of Public Accounts of any institutions who receive such a waiver. Any institution that receives a waiver from the audit requirement from the State Auditor's Office is still subject to the provisions of subsection (b) for any instances of noncompliance that were identified.~~
- ad. For fiscal years 20220 and 2023+, institutions of higher education shall also consider audits of benefits proportional when developing their annual internal audit plans.
- be. It is the intent of the Legislature that the State Auditor's Office audit at least two institutions of higher education for compliance with benefits proportional provisions during the 20220-23+ biennium.
- c. If an audit conducted identifies any instances in which an institution has not been compliant with the proportionality requirements provided by Article IX, Sec. 6.08, Benefits Paid Proportional by Method of Finance in the prior three fiscal years defined in subsection (a) and received excess General Revenue as a result of this noncompliance, the institution shall submit a reimbursement

3.B. Rider Revisions and Additions Request (continued)

payment to the Comptroller of Public Accounts within two years from the conclusion of the institution's audit. The Comptroller of Public Accounts shall notify the Legislative Budget Board and State Auditor's Office of all reimbursement payments submitted by an institution of higher education.

UH System requests that the provisions of the rider be modified to allow institution internal audit departments to evaluate the cost/benefit of the audit as part of their annual risk assessment process. Additionally, the SAO would be in the best position to evaluate whether the intent provision (formerly paragraph e.) was beneficial and to make recommendations as to whether to retain, modify or delete this provision.

Special Provisions
Relating Only to State
Agencies of Higher
Education, Rider 19

III-265

Sec. 19. Self-insurance Funds. Any funds of an institution of higher education used for or allocated to a self-insurance fund authorized by Government Code §2259.~~031004~~ for a risk otherwise insurable by the institution of higher education, including a reserve account for lump sum payments vacation and sick leave, shall be treated by the Comptroller of Public Accounts as an expenditure of the respective funds. The self-insurance funds so created shall be considered designated funds as that term is used in §51.008(b) of the Education Code. Any self-insurance fund reserves so created shall not exceed in amount the maximum value determined to be actuarially sound for each such self-insurance program.

UH System requests the change to correct the Government Code citation and to authorize Vacation-Sick Leave reserve payout account as an allowed self-insurance fund. UH System policy authorizes these funds as revolving activity whereby the assessment collected in the form of a payroll fringe benefit expense is intended to match annual payout requirements. This smooths the budgetary impact on departments within the organization which have terminating or deceased employees. This change would allow the fringe assessment to systematically be paid from appropriations similar to workers compensation insurance, rather than identifying specific employees and seeking reimbursement on them individually.

3.B. Rider Revisions and Additions Request (continued)

Special Provisions
Relating Only to State
Agencies of Higher
Education, Rider 19

III-265

Sec. 22. Ethics Policy.

1. None of the funds appropriated by this Act may be expended by an institution of higher education until its governing board ~~has adopted~~ ~~has filed with the Texas Higher Education Coordinating Board~~ an ethics policy which ~~has been adopted by the board of regents~~ includes the requirements of Texas Government Code Section 572.051. The ethics policy shall apply to the board of regents and its staff, the administration, staff, and faculty of the institutions under the board's governance.
2. The ethics policy adopted by each board of regents shall also include specific provisions regarding sexual harassment.

UH System requests the revision of this reporting requirement as regulatory relief.

While eliminating a requirement to file the ethics policy with the Coordinating Board, the provision as revised makes clear the expectations through citation of the statutory standard of conduct.

Special Provisions
Relating Only to State
Agencies of Higher
Education, Rider 26

III-266

Sec. 26. General Academic Funding. Appropriations made in this Act for formula funding for general academic institutions will consist of four formulas and supplemental items.

1. **Instruction and Operation Formula.** The Instruction and Operations Formula shall provide funding for faculty salaries, including nursing, departmental operating expense, library, instructional administration, research enhancement, student services, and institutional support. These funds are distributed on a weighted semester credit hour basis. The rate per weighted semester credit hour for the 2020-21 biennium is \$55.85 in fiscal year 2020 and fiscal year 2021.

Weighting is determined by the following matrix:

[Matrix excluded here for space purposes]

2. **Teaching Experience Supplement.** For the 2020-21 biennium, an additional weight of 10 percent is added to lower division and upper division semester credit hours taught by tenured and tenure-track faculty. Furthermore, it is the intent of the Legislature that the weight shall increase by 10 percent per biennium, up to 50 percent.

3.B. Rider Revisions and Additions Request (continued)

3. **Infrastructure Support.** Funding associated with plant-related formulas and utilities shall be distributed by the infrastructure support formula which is driven by the predicted square feet for universities' educational and general activities produced by the Space Projection Model developed by the Coordinating Board. The portion of the formula related to utilities is adjusted to reflect differences in unit costs for purchased utilities, including electricity, natural gas, water and wastewater, and thermal energy. The average rate per square foot is \$5.47 in fiscal year 2020 and fiscal year 2021.

4. **Supplemental Non-formula Items.** Institutions shall receive a direct reimbursement as applicable for staff group insurance (other educational and general income portion), workers' compensation insurance, unemployment compensation insurance, public education grants, organized activities, scholarships, tuition revenue bond payments, and facility lease charges. Institutions may receive an appropriation for non-formula support items. Revenue derived from board authorized tuition would still be appropriated to the institutions levying the additional charges.

5. The General Academic Instruction and Operations and Infrastructure formulas shall incorporate the Higher Education Coordinating Board's October 2006 recommendations for mission-specific formula funding for Texas A&M University at Galveston. These formulas and supplemental items shall be reviewed and updated by study committees appointed by the Higher Education Coordinating Board and recommended changes forwarded to the Legislature, Legislative Budget Board, and Governor by June 1, 2020. ~~The study committees shall review the expenditure study that is used for the cost matrix above, including determining and reviewing the growth of costs affiliated with higher education and its consequent impact on higher education institutions, and make recommendations for improvements to better reflect the actual expenditures of the institutions. The study committee recommendations shall be forwarded to the Legislative Budget Board along with the recommendations on formulas and supplemental items.~~

~~The formula advisory committees shall also review the Space Projection Model as it relates to distance education courses, including the different physical space and technology needs between traditional courses, online courses, and distance education courses, as well as information on associated costs of each course type, and recommend changes to the Space Projection Model to the Legislative Budget Board and Governor by June 1, 2020.~~

UH System requests the changes because the study committees have reviewed these issues as directed.

3.B. Rider Revisions and Additions Request (continued)

Special Provisions
Relating Only to State
Agencies of Higher
Education, Rider 41

III-273

Sec. 41. Report on Real Property. ~~Institutions of higher education shall use the appropriations above to submit to the Asset Management Division in the General Land Office the following information, as the General Land Office may require, in accordance with general law:~~

- ~~1. a description of each item of property by reference to a volume number and page or image number or numbers of the official public records of real property in a particular county, or if not applicable, by a legal description;~~
- ~~2. the date of purchase of the property, if applicable;~~
- ~~3. the purchase price of the property, if applicable;~~
- ~~4. the name of the institution holding title to the property for the state;~~
- ~~5. a description of the current uses of the property and of the projected future uses of the property during the next 15 years; and~~
- ~~6. a description of each building or other improvement located on the property.~~
- ~~7. If the description of real property required by this section is excessively voluminous, as in the case of parkland, the division may direct the institution in possession of the real property to furnish the description only in summary form, as agreed to by the division and the institution involved.~~
- ~~8. In addition, if the institution of higher education has done an appraisal on the property, the date of the appraisal and the value broken out by land and improvements should be submitted.~~

UH System requests the deletion of this reporting requirement as regulatory relief. Higher education is required to maintain this by statute (Texas Natural Resources Code Sec. 31.153) but not required by statute to provide annual reports. In addition, the General Land office is not responsible for maintaining inventory records for institutions of higher education (TNRC Sec. 31.155(a)), for reviewing and verifying real property records, making recommendation regarding real property, or to make reports involving real property of an institution of higher education (TNRC Sec. 31.155(d)).

3.B. Rider Revisions and Additions Request (continued)

Special Provisions
Relating Only to State
Agencies of Higher
Education, Rider 42

III-274

~~**Sec. 42. Limitation on Use of Funds.** State agencies and institutions of higher education that are appropriated funds from the receipts collected pursuant to the Comprehensive Tobacco Settlement Agreement and Release in this Article shall submit a budget by November 1 of each year of the biennium to the Legislative Budget Board and the Governor. This budget shall describe the purposes and amounts for which such funds will be expended by the state agency or institution of higher education. No funds described in this budget may be expended by the state agency or institution of higher education until the Legislative Budget Board and the Governor receive the budget.~~

UH System requests the deletion of this reporting requirement as regulatory relief.

Special Provisions
Relating Only to State
Agencies of Higher
Education, Rider 46

III-274

~~**Sec. 46. Report Concerning Designated Tuition.**~~

~~(a) Not later than January 1, 2020, the governing board of each public institution of higher education that charges students designated tuition under §54.0513, Education Code, shall use the appropriations in the Act to report to the legislature, for the 2017-18 and 2018-19 academic years:~~

~~(1) the amount the institution has collected in designated tuition;~~

~~(2) the purposes for which the institution spent the money derived from designated tuition and the amount of that money spent for each of those purposes; and~~

~~(3) the amount set aside from designated tuition for resident undergraduate and graduate student assistance under §§56.011 and 56.012, Education Code and how these amounts are allocated under the following categories:~~

~~(a) grants;~~

~~(b) scholarships;~~

~~(c) work study programs;~~

~~(d) students loans;~~

~~(e) and student loan repayment assistance.~~

~~(b) Reports required by this section shall be delivered to the Lieutenant Governor, the Speaker of the House, the chair of the Senate Finance Committee, the chair of the House Appropriations Committee, and the Legislative Budget Board.~~

UH System requests the deletion of this reporting requirement as regulatory relief.

3.B. Rider Revisions and Additions Request (continued)

Special Provisions
Relating Only to State
Agencies of Higher
Education, Rider 61

III-280

~~**Sec. 61. Research Funding Reporting Requirement.** Each general academic institution and health related institution shall report, by December 1 of each year of the biennium, to the Legislative Budget Board and Governor, the following information:~~

~~(a) The amount of research funds awarded to the institution in the prior fiscal year, from appropriations made elsewhere in this Act, from the following, listed individually by source of funding:~~

- ~~— 1. Core Research Support;~~
- ~~— 2. Texas Research University Fund;~~
- ~~— 3. Comprehensive Research Fund;~~
- ~~— 4. Available National Research University Fund;~~
- ~~— 5. Texas Research Incentive Program;~~
- ~~— 6. Governor's University Research Initiative; and the~~
- ~~— 7. Cancer Prevention and Research Institute of Texas.~~

~~(b) For each individual award granted to an institution under programs listed in Subsection (a), the amount of funding, if any, provided to an institution from an external source as a matching award amount.~~

UH System requests the deletion of this rider and reporting requirement. The report is redundant as all information included in the report is found in the General Appropriations Act or online at the Texas Higher Education Coordinating Board (TRIP) and CPRIT websites.

3.B. Rider Revisions and Additions Request (continued)

Article IX, Section
7.04

IX-35

Sec. 7.04. Contract Notification: Amounts Greater than \$50,000.

- (a) In this section "contract" includes a contract, grant, or agreement, including a revenue generating contract, an interagency or interlocal grant or agreement, purchase order or other written expression of terms of agreement or an amendment, modification, renewal, or extension of such for the purchase or sale of goods or services that was entered into or paid for, either in whole or in part with funds appropriated by this Act, by a state agency or institution of higher education.
- (b) In this section "contract" does not include a contract with a value of less than or equal to \$50,000.
- (c) In this section "contract" includes an amendment, modification, renewal or extension which increases a contract's value from a value less than or equal to \$50,000 to a value greater than \$50,000.
- (d) Before the 30th calendar day after awarding a contract or granting an amendment, modification, renewal, or extension, a state agency or institution of higher education shall report to the Legislative Budget Board in the manner prescribed by Legislative Budget Board all contracts, amendments, modifications, renewals, and extensions to which the agency or institution was a party.
- (e) A state agency or institution of higher education receiving an appropriation under this Act shall report a contract pursuant to this section without regard to source of funds or method of finance associated with the expenditure, ~~including a contract for which only non-appropriated funds will be expended.~~
- (f) The Legislative Budget Board may conduct reviews of contracts required to be submitted under this section 7.04 and valued at \$1,000,000 or more. If a contract reported under this section is found to violate:
 - (1) State of Texas Procurement and Contract Management Guide; or
 - (2) Any applicable statutes, rules, policies and procedures related to the procurement and contracting of goods and services, including compliance with conflict of interest disclosure requirements;

the Director of the Legislative Budget Board may provide written notification to the comptroller, the governor, and/or the Legislative Budget Board detailing the requirements of this section that the agency did not meet and any recommendations to address identified risks related to the procurement

3.B. Rider Revisions and Additions Request (continued)

or contract. The recommendations may include enhanced monitoring by Legislative Budget Board staff; auditing by the State Auditor's Office; required agency consultation with the Quality Assurance Team and/or Contract Advisory Team; or contract cancellation.

(g) For contracts with an initial award value greater than \$1 million, a state agency or institution of higher education shall provide notice of a contract for services for which the expected total value of the contract subsequent to amendment or renewal exceeds the total value of the initial contract award by 10 percent or more, in accordance with procedures established by the Legislative Budget Board, to:

- (1) the governor;
- (2) the lieutenant governor; and
- (3) the speaker of the house of representatives.

(h) A state agency or institution of higher education must provide the notice required under Subsection (g) not later than the 30th day after the date of the disclosure or discovery that the expected total value of the contract subsequent to amendment or renewal exceeds the total value of the initial contract award by 10 percent. The notice must include:

- (1) the amount of the cost increase;
- (2) the reason for the cost increase; and
- (3) any opportunity the state agency had to lessen the cost or to purchase the service from another vendor after the first dollar of the increased cost was discovered or disclosed to the agency or institution.

(i) The Legislative Budget Board shall establish the procedures for the notice required by Subsections (g) or (h).

UH System requests the revision of this reporting requirement to limit it to funds within the Act as regulatory relief.

3.B. Rider Revisions and Additions Request (continued)

Article IX, Section
7.10

IX-38

~~Sec. 7.10. Reporting Requirement for Deepwater Horizon Oil Spill Funds.~~

~~(a) Any state agency or institution of higher education that receives, expends, or administers funds, appropriations, or donations related to the Deepwater Horizon oil spill shall submit reports at the end of each fiscal quarter to the Legislative Budget Board. These include, but are not limited to, funds, appropriations, or donations from:~~

~~(1) the State Treasury;~~

~~(2) the federal government;~~

~~(3) the Resources and Ecosystems Sustainability, Tourist Opportunities, and Revived Economies of the Gulf Coast States Act;~~

~~(4) legal settlements and agreements;~~

~~(5) private companies;~~

~~(6) non-profit organizations; and~~

~~(7) any funds held in trust.~~

~~(b) The reports shall be in the format prescribed by the Legislative Budget Board and include the following information:~~

~~(1) activity since April 20, 2010;~~

~~(2) amounts received by funding source;~~

~~(3) projects and project descriptions;~~

~~(4) expenditures, obligations, and projected costs;~~

~~(5) timelines; and~~

~~(6) direct and indirect costs.~~

3.B. Rider Revisions and Additions Request (continued)

~~(c) A state agency or institution of higher education that has previously reported under the provision of this section and has subsequently completed all activities related to the Deepwater Horizon oil spill may notify the Legislative Budget Board of this fact and cease further reporting to the LBB in the fiscal quarter following the last fiscal year quarter with activity. In the event that the agency or institution of higher education has additional unexpected activity, the agency or institution shall notify the Legislative Budget Board and begin reporting again the next fiscal quarter.~~

UH System requests the deletion of this reporting requirement as regulatory relief. Reporting in FY 2022 and FY 2023 will be more than ten years after the original event with questionable continuing purpose.

Article IX, Section
7.12

IX-39

Sec. 7.12. Notification of Certain Purchases or Contract Awards, Amendments, and Extensions

- (a) In this section "contract" includes a contract, grant or agreement, including a revenue generating contract, an interagency or interlocal grant or agreement, purchase order or other written expression of terms of agreement or an amendment, modification, renewal, or extension of such for the purchase or sale of goods or services that was entered into or paid for, either in whole or in part with funds appropriated by this Act, by a state agency or institution of higher education.
- (b) Until providing notice that satisfies the requirements of Subsections 7.12(c) and (d), an agency or institution of higher education appropriated funds in this Act may not expend any funds to make a payment on a contract if the expected amount of the contract exceeds or may reasonably be expected to exceed either of the following thresholds:
- (1) \$10 million; or
 - (2) \$1 million in the case of a contract awarded:
 - (A) as a result of an emergency or following an emergency procedure allowed by statute; or
 - (B) without issuing a request for proposal, request for bid, or other similar process common to participation in the competitive bidding processes required by statute, rule, or ordinary and commonly recognized state policies and procedures.

3.B. Rider Revisions and Additions Request (continued)

- (c) An agency or institution of higher education may not expend funds to make a payment on a contract under Subsection (b)(1) or (b)(2) until the notice required in this Section 7.12 is provided to the Legislative Budget Board. The notice shall be provided to the Legislative Budget Board:
 - (1) prior to the date on which the first payment under the contract will be made, but no later than 30 calendar days after the date on which the contract is awarded; or
 - (2) within 48 hours of making a payment if the contract was awarded as a result of an emergency or following an emergency procedure allowed by statute. Such a purchase must be necessary to avoid an immediate hazard to life, health, safety or the welfare of humans, or to avoid an immediate hazard to property.
- (d) The notice required by Section 7.12(c) must include:
 - (1) (A) information regarding the nature, term, amount and the vendor(s) awarded the contract;
 - (B) a copy of the contract documents, including all appendices and attachments, and, if applicable, a finding of fact for major consulting contracts from the Governor's Office stating that the consulting services are necessary as required by Government Code, Section 2254.028(a)(3);
 - (C) each request for proposal, invitation to bid, or comparable solicitation related to the contract; and
 - (D) Subsections (d)(1)(B) and (C) shall not apply:
 - (i) to an enrollment contract described by T.A.C. Section 391.183 as that section existed November 1, 2013;
 - (ii) to a contract of the Texas Department of Transportation that relates to highway construction or engineering, or is subject to Section 201.112, Transportation Code;
 - (2) (A) certification signed by the executive director of the agency or other similar agency or institution administrator or designee of the agency or institution of higher education stating that the process used to award the contract, contract extension, or purchase complies with or is consistent with the following:
 - (i) State of Texas Procurement and Contract Management Guide;
 - and

3.B. Rider Revisions and Additions Request (continued)

- (ii) statutes, rules, policies and procedures related to the procurement and contracting of goods and services, including compliance with conflict of interest disclosure requirements; or
- (B) if the process to award the contract, contract extension, or procurement did not comply with the requirements of Subsection (d)(2)(A)(i) and (ii), or if these requirements are found to be inapplicable, the agency or institution of higher education shall provide either a legal justification for the inapplicability of the requirements or an explanation for the alternative process utilized, and legal justification for the alternative process;
- (3) certification by the executive director of the agency or other similar agency or institution administrator or designee of the agency or institution of higher education that the agency or institution has a process for:
 - (A) verification of vendor performance and deliverables;
 - (B) payment for goods and services only within the scope of the contract or procurement order;
 - (C) calculation and collection of any liquidated damages associated with vendor performance; and
 - (D) when, why, or how to apply corrective action plans for continuing poor vendor performance;
- (4) certification by the executive director of the agency or other similar agency or institution administrator or designee of the agency or institution of higher education that the agency or institution will comply with the requirement to provide information to the Vendor Performance Tracking System when the contract is completed; and
- (5) any other information requested by the Legislative Budget Board before or after the Legislative Budget Board receives the notice as required by this Section 7.12.
- (e) A state agency or institution of higher education receiving an appropriation under this Act shall provide notice of a contract pursuant to this section without regard to the source of funds or method of finance associated with the expenditures, ~~including a contract for which only non-appropriated funds will be expended.~~
- (f) If the agency does not satisfy the notification requirements of this section, the Director of the Legislative Budget Board may provide written notification to the comptroller, governor, and Legislative Budget Board detailing the requirements of this section that the agency did not meet and any recommendations to address

3.B. Rider Revisions and Additions Request (continued)

identified risks related to the procurement or contract. The recommendations may include enhanced monitoring by Legislative Budget Board staff; auditing by the State Auditor's Office; required agency consultation with the Quality Assurance Team and/or Contract Advisory Team; or contract cancellation.

- (g) It is the intent of the legislature that a written notice certified as required by this Section 7.12 should be considered a "governmental record" as defined under Chapter 37, Penal Code.

UH System requests the revision of this reporting requirement to limit it to funds within the Act as regulatory relief.

Article IX, Section
7.13

IX-39

Sec. 7.13. Document Production Standards. Out of the funds appropriated by this Act, each state agency shall review their document production protocols and apply best practices to produce documents in the most practicable, efficient, and cost effective manner possible that would lead to reduction in the total volume of paper used for general office administration, publications and reproduction and printing services. This may also include changing the format of transmitting or receiving documents; such as through electronic rather than hard copy. ~~Agencies shall report any cost savings or other efficiencies achieved from implementing changes to document transmission and production practices in the agency's Legislative Appropriations Request.~~

UH System requests the deletion of this reporting requirement as regulatory relief.

Article IX, Section
12.01

IX-61

Sec. 12.01. Aircraft.

- (a) Notwithstanding any other provision of this Act, the purchase of aircraft may not be made from appropriated funds except as authorized in this section.
- (b) Agencies authorized to expend appropriated funds for the maintenance and operation of state-owned aircraft or replacements authorized by Subsection (d) are:
- (1) Texas A&M University System;
 - (2) Texas Department of Criminal Justice;
 - (3) Texas Department of Transportation;
 - (4) Parks and Wildlife Department;

3.B. Rider Revisions and Additions Request (continued)

- (5) Department of Public Safety of the State of Texas;
 - (6) University of Texas System;
 - (7) Texas State Technical College; and
 - (8) Texas Forest Service.
- (c) Notwithstanding any other provision of this Act, all state-owned aircraft (including aircraft forfeited to or seized by a particular agency) are subject to the authority of the Texas Department of Transportation.
- (d) Expenditure of appropriated funds for replacement of aircraft with aircraft of comparable quality may be made contingent upon approval of the Texas Department of Transportation and a finding of fact by the Governor that a report has been filed with the Governor showing that:
- (1) the aircraft to be replaced has been destroyed or has deteriorated to an extent that continued operation presents a serious hazard or that the aircraft to be replaced can no longer meet the mission requirements of the principal user state agency; and
 - (2) other state-owned aircraft cannot be effectively utilized in lieu of a replacement aircraft.
- (e) Expenditures necessary to purchase liability insurance pursuant to §2205.045(a), Government Code, shall be made on a pro rata basis, as determined by the Texas Department of Transportation, from appropriations authorized to each agency operating a state-owned aircraft. The Comptroller shall transfer such necessary amounts from agencies operating aircraft to the Texas Department of Transportation for the purchase of liability insurance and expenditure of such funds by the Department is authorized.
- (f) Any reimbursements received by a state agency for authorized aircraft services rendered to another state agency are appropriated to the agency receiving the reimbursements, and shall be credited to the agency's appropriation item from which the cost of aircraft operation is paid.
- (g) This section does not apply to unmanned aerial vehicles (drones) purchased and operated by an institution of higher education. An institution of higher education is not prohibited from purchasing a drone using funds appropriated by this Act.

UH System requests that the rider be clarified to exclude unmanned aerial vehicles (drones). Drones are

3.B. Rider Revisions and Additions Request (continued)

classified as a type of aircraft in the State's accounting system and as such could be construed as prohibited by this section.

Article IX, Section
13.12

IX-67

Sec. 13.12. Reporting of Federal Homeland Security Funding. All state agencies ~~and other than an~~ institutions of higher education shall include in their operating budget reports to the Legislative Budget Board:

- (1) an estimated amount of federal homeland security funding received by the agency ~~or institution of higher education~~ and used for the operation and administration of state homeland security programs; and
- (2) the amount of federal homeland security funding received by the agency ~~or institution~~ and passed through to other agencies, institutions of higher education, or local units of government.

UH requests the deletion of this reporting requirement as regulatory relief.

3.B. Rider Revisions and Additions Request (continued)

Article IX, Section
17.10

IX-82

Sec. 17.10. Contract Management and Oversight. (a) It is the intent of the Legislature that all agencies and institutions of higher education establish effective processes and controls to manage contracts and ensure the cost-effective use of state appropriations for contracted goods and services.

(b) Agencies and institutions should manage contracts consistent with state statute, the General Appropriations Act, and the State of Texas Procurement and Contract Management Guide and ensure proper oversight of contract processes including:

- (1) Provide adequate time for applicable external reviews by the Quality Assurance Team (QAT) and Contract Advisory Team when establishing procurement timelines;
- (2) Follow recommendations made by the Contract Advisory Team or adequately explain any deviations from the recommendations and why the deviation is necessary;
- (3) Ensure proper justification for proprietary purchases and that contracts are established and approved by the Statewide Procurement Division of the Office of the Comptroller;
- (4) Ensure that contract award decisions are determined based on best value criteria established in solicitation documents to ensure fair and open competition;
- (5) Ensure that staff involved in contract management or administration duties are adequately trained to perform those duties;
- (6) Periodically review internal contracting practices and manuals to ensure that they are current and up to date with current regulations and best practices;
- (7) Ensure that provisions related to service level and pricing mechanisms in existing contracts are correctly enforced;
- (8) Enforce damage provisions for vendor non-performance and collect monetary refunds for improper payments to vendors;
- (9) Ensure dollar values of performance bonds and insurance are consistent with risk of nonperformance; and
- (10) Ensure that vendor performance is reported to the Vendor Performance Tracking System (VPTS) and that VPTS data is used in selecting vendors for contract awards. This provision does not apply to an institution of higher education.

3.B. Rider Revisions and Additions Request (continued)

(c) Agencies shall make a good faith effort to identify and execute savings and efficiencies in their use of contracted goods and services. An agency or institution of higher education may not use funds appropriated elsewhere in this Act to pay for a contract for goods or services unless it:

(1) Seeks competitive bids before renewing or extending a contract that has been in effect more than five fiscal years as of August 31, 2021~~19~~, and is valued at the lesser of \$10,000,000 or 10 percent of the agency's All Funds budget for the ~~2022-23~~2020-21 biennium. The following contracts are exempt from the requirements of this Subsection (c)(1) of this §17.10:

- (A) TxSmartBuy, term, and cooperative contracts administered by the Comptroller or Department of Information Resources;
- (B) grants;
- (C) interagency contracts;
- (D) contracts that relate to a construction project as defined by §2166.001, Government Code;
- (E) contracts that relate to highway construction or highway engineering;
- (F) contracts that relate to developing information resource applications or information resource technologies; and
- (G) contracts not required by law to be competitively bid; and
- (H) managed care contracts in the Medicaid and CHIP program.

(2) Conducts a cost-benefit analysis to compare canceling or continuing any major information resource project and related contracts subject to QAT monitoring that is more than 50 percent over budget or over schedule. QAT must approve the cost-benefit analysis for the project to continue. If this requirement is not met, corrective actions in Article IX, Section 9.02, of this Act apply.

(d) An agency or institution may request, with regards to a contract, an additional exemption from the requirements of Subsection (c)(1) of this §17.10 by submitting a request to the Legislative Budget Board (LBB) which outlines the justification for requesting the exemption. The request shall be considered to be approved unless the Legislative Budget Board issues a written disapproval within 30 business days of the date on which the staff of the Legislative Budget Board concludes its review of the proposal to exempt the contract and forwards its review to the Chair of the House Appropriations Committee, Chair of the Senate Finance Committee, Speaker of the House of Representatives, and Lieutenant Governor.

The request shall state that the agency or institution agrees to enhanced oversight of the contract upon LBB approval of the exemption. The LBB shall determine the level of enhanced oversight that is necessary or may choose to waive oversight. Enhanced oversight may include, but is not limited to, the following elements:

3.B. Rider Revisions and Additions Request (continued)

additional reporting requirements; increased monitoring of the contract; and the formation of an executive steering committee for the project to which the contract relates. For information technology related contracts, an executive steering committee may include members of QAT and/or its designee(s). Responsibilities of an executive steering committee may include, but are not limited to, review of procurement and contract terms prior to solicitation/execution; and ongoing oversight of the management of the contract. The LBB shall determine whether an agency or institution has met the requirements of enhanced oversight. If the LBB determines that the requirements have not been met, additional corrective actions, including, but not limited to, those specified in Article IX, Section 9.02 may be applied.

(e) It is the intent of the Legislature that agencies and institutions minimize the use of extensions that extend a contract beyond the base term and any optional extensions provided in a contract. An agency or institution may not use funds appropriated elsewhere in this Act to pay for an extension to an existing agency contract beyond the base term and optional extensions provided for in that contract unless all of the following conditions are met:

- (1) The extension is limited in duration and cost to not more than one additional option period, as defined in the contract, to address the immediate operational or service delivery needs. If a contract does not contain a defined option period, the extension is limited to one year.
- (2) The agency or institution provides notice of the extension, at least 30 days prior to execution of the extension, by uploading required information to the LBB contracts database on a form prescribed by the LBB. Required information includes, but is not limited to: the cost of the contract; the duration of the contract; the reason for the extension of the contract; and a plan to ensure that the contract can be completed within the extension period, signed by the executive director or other similar agency or institution administrator, or designee of the agency or institution.
- (3) The agency or institution shall ensure, prior to providing notice pursuant to Subsection (e)(2), that all information and documents specified in Article IX, Section 7.12 (d) have been uploaded to the LBB contracts database regardless of whether the information and documents are otherwise required to be uploaded under Article IX, Section 7.12.

(f) Each agency, other than and institution of higher education that receives appropriations in this Act, shall provide a report to the Legislative Budget Board and the Governor that details the steps taken to ensure compliance with state procurement requirements and any other information required by the Legislative Budget Board. The report for activities undertaken in fiscal year ~~2022~~2020 is due not later than September 30, ~~2022~~20, and a summary report for the ~~2022-23~~2020-21 biennium is due August 31, ~~2023~~21.

3.B. Rider Revisions and Additions Request (continued)

UH System requests the change to this requirement as regulatory relief. With regard to paragraph (b)(10), UH System believes that institutions of higher education that purchase under authority provided in the Education Code are exempt from this requirement and seeks the change as a clarification. Regarding paragraph (f), the original rider adopted by the 85th Legislature did not require institutions of higher education to submit a report since there was no associated cost savings listed in the rider for institutions. Institutions of higher education currently report contract information to the LBB pursuant to Riders 7.04 and 7.12 in Article IX. Statutory contracting requirements ensure that institutions of higher education are proactively ensuring savings and compliance as it relates to procurement.

Article IX, Section
17.11

IX-84

Sec. 17.11. Energy Efficiency Savings for State Facilities.

- (a) In this section, "facility" means a facility with at least 100,000 gross square feet.
- (b) It is the intent of the legislature that a state agency that is appropriated money by this Act with charge and control over a facility shall have a remote or on-site assessment of the facility performed by the Energy Systems Laboratory at Texas A&M Engineering Experiment Station or another qualified provider to determine whether implementation of continuous commissioning or existing building commissioning practices would result in estimated savings of at least 10 percent in utility costs for the facility. A state agency shall supply any documents necessary to perform the assessment. The state agency shall report to the Legislative Budget Board on the results of the assessment.
- (c) If the results of an assessment performed under Subsection (b) of this section show estimated utility cost savings of at least 10 percent, the state agency shall have the Energy Systems Laboratory at Texas A&M Engineering Experiment Station or another qualified provider prepare a plan for implementation of continuous commissioning or existing building commissioning practices and monitoring of the implementation for the state agency.
- (d) This section does not apply to an institution of higher education.

UH System requests the change to this requirement as regulatory relief.

4.A. Exceptional Item Request Schedule
 87th Regular Session, Agency Submission, Version 1
 Automated Budget and Evaluation System of Texas (ABEST)

DATE: 10/22/2020
 TIME: 3:40:37PM

Agency code: 783

Agency name: University of Houston System Administration

CODE	DESCRIPTION	Excp 2022	Excp 2023
	Item Name: Restore Non-Formula Reductions Item Priority: 1 IT Component: No Anticipated Out-year Costs: No Involve Contracts > \$50,000: No Includes Funding for the Following Strategy or Strategies: 03-05-01 Exceptional Item Request		

OBJECTS OF EXPENSE:

1001	SALARIES AND WAGES	76,711	76,711
TOTAL, OBJECT OF EXPENSE		\$76,711	\$76,711

METHOD OF FINANCING:

1	General Revenue Fund	76,711	76,711
TOTAL, METHOD OF FINANCING		\$76,711	\$76,711

DESCRIPTION / JUSTIFICATION:

These funds are not new funds but rather a restoration of non-formula support items that were reduced for the 2020-2021 biennium.

EXTERNAL/INTERNAL FACTORS:

The reduction of funds to support UH System Administration operations would impact the ability to ensure the greatest responsiveness, effectiveness and efficiency of services to the community and the four universities.

PCLS TRACKING KEY:

4.A. Exceptional Item Request Schedule
 87th Regular Session, Agency Submission, Version 1
 Automated Budget and Evaluation System of Texas (ABEST)

DATE: 10/22/2020
 TIME: 3:40:37PM

Agency code: 783

Agency name:
University of Houston System Administration

CODE	DESCRIPTION	Excp 2022	Excp 2023
	Item Name: Katy Academic Building #2 Item Priority: 2 IT Component: No Anticipated Out-year Costs: No Involve Contracts > \$50,000: No Includes Funding for the Following Strategy or Strategies: 03-05-01 Exceptional Item Request		
OBJECTS OF EXPENSE:			
2008	DEBT SERVICE	8,042,775	8,042,775
TOTAL, OBJECT OF EXPENSE		8,042,775	8,042,775
METHOD OF FINANCING:			
1	General Revenue Fund	8,042,775	8,042,775
TOTAL, METHOD OF FINANCING		8,042,775	8,042,775

DESCRIPTION / JUSTIFICATION:

Through this project, the University of Houston System would construct a new academic building of 150,000 square feet on the University of Houston - Katy Campus. This project is part of a major UHS effort to expand academic programs to address the workforce needs in the region.

EXTERNAL/INTERNAL FACTORS:

Currently, the University of Houston- Katy Campus offers students in West Houston and Katy area the opportunity to complete over 20 undergraduate degrees and over 12 graduate degrees in high-demand fields in business, education, and nursing. The Katy Campus partners closely with Houston Community College-Northwest to provide freshman and sophomore level coursework prior to transferring into one of the undergraduate degree programs. The current campus includes one building completed in 2019 and the additional space provided by this new building is crucial to the expansion of degree programs on the Katy Campus. This project will include enhanced connectivity to the campus through planned site improvements.

There are no other sources of funds for this project.

Not getting a TRB for this project would mean it will not be built and the university would not get the benefits that are described in the justification paragraph, plus the challenges the university will face without the building.

PCLS TRACKING KEY:

4.A. Exceptional Item Request Schedule
 87th Regular Session, Agency Submission, Version 1
 Automated Budget and Evaluation System of Texas (ABEST)

DATE: 10/22/2020
 TIME: 3:40:37PM

Agency code: 783

Agency name: University of Houston System Administration

CODE	DESCRIPTION	Excp 2022	Excp 2023
	Item Name: Medical Research Facility (TMC 3) Item Priority: 3 IT Component: No Anticipated Out-year Costs: No Involve Contracts > \$50,000: No Includes Funding for the Following Strategy or Strategies: 03-05-01 Exceptional Item Request		

OBJECTS OF EXPENSE:

2008	DEBT SERVICE	11,159,623	11,159,623
TOTAL, OBJECT OF EXPENSE		\$11,159,623	\$11,159,623

METHOD OF FINANCING:

1	General Revenue Fund	11,159,623	11,159,623
TOTAL, METHOD OF FINANCING		\$11,159,623	\$11,159,623

DESCRIPTION / JUSTIFICATION:

The University of Houston would construct a state-of-the-art facility that will allow for medical and health related innovations, entrepreneurship and rapid acceleration requiring a close partnership between basic scientists, engineers and technologists, data experts, entrepreneurs, business disrupters and health care professionals.

EXTERNAL/INTERNAL FACTORS:

TMC3 provides a unique geographical location to engage a broad group of stakeholders from a broad range of academic, medical and entrepreneurial communities to transform how medical and health innovations are sprouted, nurtured and delivered in a timely, affordable and economically accretive form to the broader community of Houston and Texas. The University, with its outstanding fundamental biological sciences, engineering, translational technologies, recognized entrepreneurship programs and unique public-private partnership models for health-care delivery, would benefit greatly by locating a focused effort on medical and health related innovation in TMC3.

There are no other sources of funds for this project.

Not getting a TRB for this project would mean it will not be built and the university would not get the benefits that are described in the justification paragraph , plus the challenges the university will face without the building.

PCLS TRACKING KEY:

4.B. Exceptional Items Strategy Allocation Schedule
 87th Regular Session, Agency Submission, Version 1
 Automated Budget and Evaluation System of Texas (ABEST)

DATE: **10/22/2020**
 TIME: **3:40:38PM**

Agency code: **783** Agency name: **University of Houston System Administration**

Code	Description	Excp 2022	Excp 2023
Item Name: Restore Non-Formula Reductions			
Allocation to Strategy: 3-5-1 Exceptional Item Request			
OBJECTS OF EXPENSE:			
1001	SALARIES AND WAGES	76,711	76,711
TOTAL, OBJECT OF EXPENSE		\$76,711	\$76,711
METHOD OF FINANCING:			
1	General Revenue Fund	76,711	76,711
TOTAL, METHOD OF FINANCING		\$76,711	\$76,711

4.B. Exceptional Items Strategy Allocation Schedule
 87th Regular Session, Agency Submission, Version 1
 Automated Budget and Evaluation System of Texas (ABEST)

DATE: **10/22/2020**
 TIME: **3:40:38PM**

Agency code: **783** Agency name: **University of Houston System Administration**

Code	Description	Excp 2022	Excp 2023
Item Name: Katy Academic Building #2			
Allocation to Strategy: 3-5-1 Exceptional Item Request			
OBJECTS OF EXPENSE:			
2008	DEBT SERVICE	8,042,775	8,042,775
TOTAL, OBJECT OF EXPENSE		\$8,042,775	\$8,042,775
METHOD OF FINANCING:			
1	General Revenue Fund	8,042,775	8,042,775
TOTAL, METHOD OF FINANCING		\$8,042,775	\$8,042,775

4.B. Exceptional Items Strategy Allocation Schedule
 87th Regular Session, Agency Submission, Version 1
 Automated Budget and Evaluation System of Texas (ABEST)

DATE: **10/22/2020**
 TIME: **3:40:38PM**

Agency code: **783** Agency name: **University of Houston System Administration**

Code	Description	Excp 2022	Excp 2023
Item Name: Medical Research Facility (TMC 3)			
Allocation to Strategy: 3-5-1 Exceptional Item Request			
OBJECTS OF EXPENSE:			
2008	DEBT SERVICE	11,159,623	11,159,623
TOTAL, OBJECT OF EXPENSE		\$11,159,623	\$11,159,623
METHOD OF FINANCING:			
1	General Revenue Fund	11,159,623	11,159,623
TOTAL, METHOD OF FINANCING		\$11,159,623	\$11,159,623

4.C. Exceptional Items Strategy Request
 87th Regular Session, Agency Submission, Version 1
 Automated Budget and Evaluation System of Texas (ABEST)

DATE: 10/22/2020
TIME: 3:40:38PM

Agency Code: **783** Agency name: **University of Houston System Administration**

GOAL: 3 Provide Non-formula Support

OBJECTIVE: 5 Exceptional Item Request

STRATEGY: 1 Exceptional Item Request

Service Categories:

Service: 19 Income: A.2 Age: B.3

CODE	DESCRIPTION	Exp 2022	Exp 2023
-------------	--------------------	-----------------	-----------------

OBJECTS OF EXPENSE:

1001	SALARIES AND WAGES	76,711	76,711
2008	DEBT SERVICE	19,202,398	19,202,398
Total, Objects of Expense		\$19,279,109	\$19,279,109

METHOD OF FINANCING:

1	General Revenue Fund	19,279,109	19,279,109
Total, Method of Finance		\$19,279,109	\$19,279,109

EXCEPTIONAL ITEM(S) INCLUDED IN STRATEGY:

Restore Non-Formula Reductions
 Katy Academic Building #2
 Medical Research Facility (TMC 3)

6.A. Historically Underutilized Business Supporting Schedule
 87th Regular Session, Agency Submission, Version 1
 Automated Budget and Evaluation System of Texas (ABEST)

Date: 10/22/2020
 Time: 3:40:38PM

Agency Code: 783 Agency: University of Houston System Administration

COMPARISON TO STATEWIDE HUB PROCUREMENT GOALS

A. Fiscal Year - HUB Expenditure Information

Statewide HUB Goals	Procurement Category	% Goal	HUB Expenditures FY 2018			Total Expenditures FY 2018		HUB Expenditures FY 2019			Total Expenditures FY 2019	
			% Actual	Diff	Actual \$	% Goal	% Actual	Diff	Actual \$	% Goal		
11.2%	Heavy Construction	11.2 %	0.0%	-11.2%	\$0	\$0	11.2 %	0.0%	-11.2%	\$0	\$0	
21.1%	Building Construction	21.1 %	23.8%	2.7%	\$445,385	\$1,870,514	21.1 %	6.5%	-14.6%	\$1,842,285	\$28,289,354	
32.9%	Special Trade	32.9 %	0.0%	-32.9%	\$0	\$603,819	32.9 %	1.4%	-31.5%	\$-18,176	\$-1,261,380	
23.7%	Professional Services	23.7 %	0.0%	-23.7%	\$0	\$16,200	23.7 %	0.0%	-23.7%	\$0	\$41,961	
26.0%	Other Services	26.0 %	1.0%	-25.0%	\$13,613	\$1,354,095	26.0 %	3.0%	-23.0%	\$22,548	\$758,002	
21.1%	Commodities	21.1 %	31.6%	10.5%	\$55,936	\$177,258	21.1 %	37.2%	16.1%	\$111,541	\$299,537	
	Total Expenditures		12.8%		\$514,934	\$4,021,886		7.0%		\$1,958,198	\$28,127,474	

B. Assessment of Fiscal Year - Efforts to Meet HUB Procurement Goals

Attainment:

In FY2019, UH System Administration (UHS) attained the statewide HUB goal in one out of five procurement categories that had HUB eligible expenditures. In FY18, UHS attained the statewide HUB goal in two out of five procurement categories that had HUB eligible expenditures.

Applicability:

UH System Administration does not build roads or bridges so the Heavy Construction category is not applicable to UHS.

Factors Affecting Attainment:

In FY18 and FY19, Other Services and Special Trade contracts over \$5,000 were awarded following a competitive procurement process that resulted in more expenditures being made to non-HUB vendors; similarly in FY19, more expenditures were made with non-HUBs within the Building Construction Category. Within the Professional Services category expenditures in FY 18 and FY19 one contract was awarded to the same non-HUB accounting firm. Purchasing working with HUB will continue to implement strategies to increase HUB contracting opportunities within all expenditure categories.

"Good-Faith" Efforts:

UH Colleges & Departments are provided monthly reports of HUB expenditures and are challenged to meet HUB goals assigned at the beginning of each fiscal year. HUB Operations began hosting meetings with all Colleges and Divisions twice per year to review expenditures and share examples of HUBs providing goods and services within applicable expenditure categories. HUB Operations held a targeted HUB Vendor Fair where exhibitors providing goods and services of expressed interest to Colleges/Departments had an opportunity to meet with UH staff with purchasing authority. HUB Operations began hosting kick-off events for major construction projects where prime contractors share information about subcontracting opportunities; answer questions and network with attendees. Construction Pipeline Program—HUB Operations, UH Construction Mgt. Dept. & National Association of Minority Contractors (NAMC) to provide internships for UH students

6.A. Historically Underutilized Business Supporting Schedule
87th Regular Session, Agency Submission, Version 1
Automated Budget and Evaluation System of Texas (ABEST)

Date: **10/22/2020**
Time: **3:40:38PM**

Agency Code: **783** Agency: **University of Houston System Administration**

and knowledge to promote HUB businesses growth.

**6.H. Estimate Total Of All Funds Outside the General Appropriations Bill Act Pattern Schedule
2020 - 21 and 2022 - 23 Biennium**

Agency Code: 00783

Agency Name: University of Houston System Administration

	2020 - 2021 Biennium				2022 - 2023 Biennium			
	<u>FY 2020 Revenue</u>	<u>FY 2021 Revenue</u>	<u>Biennium Total</u>	<u>Percent of Total</u>	<u>FY 2022 Revenue</u>	<u>FY 2023 Revenue</u>	<u>Biennium Total</u>	<u>Percent of Total</u>
APPROPRIATED SOURCES INSIDE THE BILL PATTERN								
State Appropriations (excluding HEGI & State Paid Fringes)	\$ 41,532,823	\$ 41,492,415	\$ 83,025,238		\$ 41,492,415	\$ 41,492,415	\$ 82,984,830	
Tuition and Fees (net of Discounts and Allowances)	-	-	-		-	-	-	
Endowment and Interest Income	-	-	-		-	-	-	
Sales and Services of Educational Activities (net)	-	-	-		-	-	-	
Sales and Services of Hospitals (net)	-	-	-		-	-	-	
Other Income	-	-	-		-	-	-	
Total	<u>41,532,823</u>	<u>41,492,415</u>	<u>83,025,238</u>	<u>78.2%</u>	<u>41,492,415</u>	<u>41,492,415</u>	<u>82,984,830</u>	<u>76.8%</u>
APPROPRIATED SOURCES OUTSIDE THE BILL PATTERN								
State Appropriations (HEGI & State Paid Fringes)	\$ 467,848	\$ 485,601	\$ 953,449		\$ 485,601	\$ 485,601	\$ 971,202	
Higher Education Assistance Funds	-	-	-		-	-	-	
Available University Fund	-	-	-		-	-	-	
State Grants and Contracts	-	-	-		-	-	-	
Total	<u>467,848</u>	<u>485,601</u>	<u>953,449</u>	<u>0.9%</u>	<u>485,601</u>	<u>485,601</u>	<u>971,202</u>	<u>0.9%</u>
NON-APPROPRIATED SOURCES								
Tuition and Fees (net of Discounts and Allowances)	-	-	-		-	-	-	
Federal Grants and Contracts	-	-	-		-	-	-	
State Grants and Contracts	-	-	-		-	-	-	
Local Government Grants and Contracts	-	-	-		-	-	-	
Private Gifts and Grants	-	-	-		-	-	-	
Endowment and Interest Income	2,316,597	2,598,801	4,915,398		2,598,801	2,598,801	5,197,602	
Sales and Services of Educational Activities (net)	7,826,892	9,467,281	17,294,173		9,467,281	9,467,281	18,934,562	
Sales and Services of Hospitals (net)	-	-	-		-	-	-	
Professional Fees (net)	-	-	-		-	-	-	
Auxiliary Enterprises (net)	-	-	-		-	-	-	
Other Income	-	-	-		-	-	-	
Total	<u>10,143,489</u>	<u>12,066,082</u>	<u>22,209,571</u>	<u>20.9%</u>	<u>12,066,082</u>	<u>12,066,082</u>	<u>24,132,164</u>	<u>22.3%</u>
TOTAL SOURCES	<u>\$ 52,144,160</u>	<u>\$ 54,044,098</u>	<u>\$ 106,188,258</u>	<u>100.0%</u>	<u>\$ 54,044,098</u>	<u>\$ 54,044,098</u>	<u>\$ 108,088,196</u>	<u>100.0%</u>

8. Summary of Requests for Facilities-Related Projects
87th Regular Session, Agency Submission, Version 1

Agency Code:		Agency: 783		Prepared by: Barbara Duarte											
Date:09-18-2020				Amount Requested											
			Project Category												
Project ID #	Capital Expenditure Category	Project Description	New Construction	Health and Safety	Deferred Maintenance	Maintenance	2022-23 Total Amount Requested	MOF Code #	MOF Requested	Can this project be partially funded?	Requested in Prior Session?	Value of Existing Capital Projects	2022-23 Estimated Debt Service (If Applicable)	Debt Service MOF Code #	Debt Service MOF Requested
1	7341	Center for Advancement of Health Research (TMC3)	\$ 128,000,000				\$ 128,000,000	GR 001	Tuition Revenue Bond	No	No		\$ 22,319,247	GR 001	General Revenue Fund
2	7341	Katy Academic Building #2	\$ 92,250,000				\$ 92,250,000	GR 001	Tuition Revenue Bond	No	No		\$ 16,085,551	GR 001	General Revenue Fund

783 University of Houston System Administration

	E&G Enrollment	GR Enrollment	GR-D/OEGI Enrollment	Total E&G (Check)	Local Non-E&G
GR & GR-D Percentages					
GR %	100.00%				
GR-D/Other %	0.00%				
Total Percentage	100.00%				
FULL TIME ACTIVES					
1a Employee Only	6	6	0	6	23
2a Employee and Children	2	2	0	2	13
3a Employee and Spouse	1	1	0	1	3
4a Employee and Family	2	2	0	2	6
5a Eligible, Opt Out	0	0	0	0	2
6a Eligible, Not Enrolled	1	1	0	1	0
Total for This Section	12	12	0	12	47
PART TIME ACTIVES					
1b Employee Only	0	0	0	0	0
2b Employee and Children	0	0	0	0	0
3b Employee and Spouse	0	0	0	0	0
4b Employee and Family	0	0	0	0	0
5b Eligible, Opt Out	0	0	0	0	0
6b Eligible, Not Enrolled	0	0	0	0	0
Total for This Section	0	0	0	0	0
Total Active Enrollment	12	12	0	12	47

783 University of Houston System Administration

	E&G Enrollment	GR Enrollment	GR-D/OEGI Enrollment	Total E&G (Check)	Local Non-E&G
FULL TIME RETIREES by ERS					
1c Employee Only	0	0	0	0	0
2c Employee and Children	0	0	0	0	0
3c Employee and Spouse	0	0	0	0	0
4c Employee and Family	0	0	0	0	0
5c Eligible, Opt Out	0	0	0	0	0
6c Eligible, Not Enrolled	0	0	0	0	0
Total for This Section	0	0	0	0	0
PART TIME RETIREES by ERS					
1d Employee Only	0	0	0	0	0
2d Employee and Children	0	0	0	0	0
3d Employee and Spouse	0	0	0	0	0
4d Employee and Family	0	0	0	0	0
5d Eligible, Opt Out	0	0	0	0	0
6d Eligible, Not Enrolled	0	0	0	0	0
Total for This Section	0	0	0	0	0
Total Retirees Enrollment	0	0	0	0	0
TOTAL FULL TIME ENROLLMENT					
1e Employee Only	6	6	0	6	23
2e Employee and Children	2	2	0	2	13
3e Employee and Spouse	1	1	0	1	3
4e Employee and Family	2	2	0	2	6
5e Eligible, Opt Out	0	0	0	0	2
6e Eligible, Not Enrolled	1	1	0	1	0
Total for This Section	12	12	0	12	47

783 University of Houston System Administration

	E&G Enrollment	GR Enrollment	GR-D/OEGI Enrollment	Total E&G (Check)	Local Non-E&G
TOTAL ENROLLMENT					
1f Employee Only	6	6	0	6	23
2f Employee and Children	2	2	0	2	13
3f Employee and Spouse	1	1	0	1	3
4f Employee and Family	2	2	0	2	6
5f Eligible, Opt Out	0	0	0	0	2
6f Eligible, Not Enrolled	1	1	0	1	0
Total for This Section	12	12	0	12	47

Schedule 4: Computation of OASI
 87th Regular Session, Agency Submission, Version 1
 Automated Budget and Evaluation System of Texas (ABEST)

Agency 783 University of Houston System Administration

Proportionality Percentage Based on Comptroller Accounting Policy Statement #011, Exhibit 2	2019		2020		2021		2022		2023	
	<u>% to Total</u>	<u>Allocation of OASI</u>	<u>% to Total</u>	<u>Allocation of OASI</u>	<u>% to Total</u>	<u>Allocation of OASI</u>	<u>% to Total</u>	<u>Allocation of OASI</u>	<u>% to Total</u>	<u>Allocation of OASI</u>
General Revenue (% to Total)	100.0000	\$101,249	100.0000	\$99,180	100.0000	\$107,536	100.0000	\$107,536	100.0000	\$107,536
Other Educational and General Funds (% to Total)	0.0000	\$0	0.0000	\$0	0.0000	\$0	0.0000	\$0	0.0000	\$0
Health-Related Institutions Patient Income (% to Total)	0.0000	\$0	0.0000	\$0	0.0000	\$0	0.0000	\$0	0.0000	\$0
Grand Total, OASI (100%)	100.0000	\$101,249	100.0000	\$99,180	100.0000	\$107,536	100.0000	\$107,536	100.0000	\$107,536

Schedule 5: Calculation of Retirement Proportionality and ORP Differential

10/22/2020 3:40:39PM

87th Regular Session, Agency Submission, Version 1

Automated Budget and Evaluation System of Texas (ABEST)

783 University of Houston System Administration

Description	Act 2019	Act 2020	Bud 2021	Est 2022	Est 2023
Proportionality Amounts					
Gross Educational and General Payroll - Subject To TRS Retirement	1,216,350	1,382,057	1,484,928	1,484,928	1,484,928
Employer Contribution to TRS Retirement Programs	69,624	82,329	91,485	91,485	91,485
Gross Educational and General Payroll - Subject To ORP Retirement	18,933	19,568	19,732	19,732	19,732
Employer Contribution to ORP Retirement Programs	0	0	0	0	0
Proportionality Percentage					
General Revenue	100.0000 %	100.0000 %	100.0000 %	100.0000 %	100.0000 %
Other Educational and General Income	0.0000 %	0.0000 %	0.0000 %	0.0000 %	0.0000 %
Health-related Institutions Patient Income	0.0000 %	0.0000 %	0.0000 %	0.0000 %	0.0000 %
Proportional Contribution					
Other Educational and General Proportional Contribution (Other E&G percentage x Total Employer Contribution to Retirement Programs)	0	0	0	0	0
HRI Patient Income Proportional Contribution (HRI Patient Income percentage x Total Employer Contribution To Retirement Programs)	0	0	0	0	0
Differential					
Differential Percentage	0.0000 %	0.0000 %	0.0000 %	0.0000 %	0.0000 %
Gross Payroll Subject to Differential - Optional Retirement Program	0	0	0	0	0
Total Differential	0	0	0	0	0

Schedule 7: Personnel

87th Regular Session, Agency Submission, Version 1
Automated Budget and Evaluation System of Texas (ABEST)

Date: 10/22/2020

Time: 3:40:39PM

Agency code: **783** Agency name: **Univ of Houston Sys Admin**

	Actual	Actual	Budgeted	Estimated	Estimated
Part A.					
FTE Postions					
Directly Appropriated Funds (Bill Pattern)					
Educational and General Funds Non-Faculty Employees	12.3	11.7	11.7	11.7	11.7
Subtotal, Directly Appropriated Funds	12.3	11.7	11.7	11.7	11.7
Non Appropriated Funds Employees	48.4	48.9	55.0	55.0	55.0
Subtotal, Other Funds & Non-Appropriated	48.4	48.9	55.0	55.0	55.0
GRAND TOTAL	60.7	60.6	66.7	66.7	66.7

Agency 783 University of Houston System Administration

Project Priority:	Project Code:	Tuition Revenue Bond Request	Total Project Cost	Cost Per Total Gross Square Feet
2	1	\$ 92,250,000	\$ 92,250,000	\$ 615
Name of Proposed Facility:		Project Type:		
Katy Academic Building 2		New Construction		
Location of Facility:		Type of Facility:		
UHS at Katy, 22400 Grand Circle Blvd., Katy,		Academic		
Project Start Date:		Project Completion Date:		
09/01/2021		08/01/2024		
Gross Square Feet:	Net Assignable Square Feet in Project			
150,000	105,000			

Project Description

Through this project, the University of Houston System would construct a new academic building of 150,000 square feet on the University of Houston - Katy Campus. This project is part of a major UHS effort to expand academic programs to address the workforce needs in the region. Currently, the University of Houston- Katy Campus offers students in West Houston and Katy area the opportunity to complete over 20 undergraduate degrees and over 12 graduate degrees in high-demand fields in business, education, and nursing. The Katy Campus partners closely with Houston Community College-Northwest to provide freshman and sophomore level coursework prior to transferring into one of the undergraduate degree programs. The current campus includes one building completed in 2019 and the additional space provided by this new building is crucial to the expansion of degree programs on the Katy Campus. This project will include enhanced connectivity to the campus through planned site improvements.

Agency 783 University of Houston System Administration

Project Priority:	Project Code:	Tuition Revenue Bond Request	Total Project Cost	Cost Per Total Gross Square Feet
1	2	\$ 128,000,000	\$ 128,000,000	\$ 853
Name of Proposed Facility:		Project Type:		
Medical Research Facility (TMC 3)		New Construction		
Location of Facility:		Type of Facility:		
UH at Texas Medical Center 3, Houston, TX		Research		
Project Start Date:		Project Completion Date:		
09/01/2021		08/01/2024		
Gross Square Feet:	Net Assignable Square Feet in Project			
150,000	90,000			

Project Description

The University of Houston would construct a state-of-the-art facility that will allow for medical and health related innovations, entrepreneurship and rapid acceleration requiring a close partnership between basic scientists, engineers and technologists, data experts, entrepreneurs, business disrupters and health care professionals. TMC3 provides a unique geographical location to engage a broad group of stakeholders from a broad range of academic, medical and entrepreneurial communities to transform how medical and health innovations are sprouted, nurtured and delivered in a timely, affordable and economically accretive form to the broader community of Houston and Texas. The University, with its outstanding fundamental biological sciences, engineering, translational technologies, recognized entrepreneurship programs and unique public-private partnership models for health-care delivery, would benefit greatly by locating a focused effort on medical and health related innovation in TMC3.

Schedule 8B: Tuition Revenue Bond Issuance History

10/22/2020 3:40:40PM

87th Regular Session, Agency Submission, Version 1
 Automated Budget and Evaluation System of Texas (ABEST)

783 University of Houston System Administration

Authorization Date	Authorization Amount	Issuance Date	Issuance Amount	Authorized Amount Outstanding as of 08/31/2020	Proposed Issuance Date for Outstanding Authorization	Proposed Issuance Amount for Outstanding Authorization
2016	\$46,832,000	Feb 16 2017	\$46,832,000			
		<i>Subtotal</i>	\$46,832,000	\$0	Aug 31 2020	\$0

Schedule 8C: Tuition Revenue Bonds Request by Project
87th Regular Session, Agency Submission, Version 1

Agency Code: 797		Agency Name: University of Houston System			
Component	Project Name	Authorization Year	Estimated Final Payment Date	Requested Amount 2022	Requested Amount 2023
University of Houston					
UH	Consolidated Revenue Refunding Bonds, Series 2011A (TRB - Refund 2002A)	2011	2/15/2022	3,335,415	-
UH	Consolidated Revenue Refunding Bonds, Series 2016A (TRB - Refund 2008 Sugarlan	2016	2/15/2028	1,439,325	1,403,575
UH	Consolidated Revenue Refunding Bonds, Series 2016B (TRB - Health & Biomed Bldg	2016	2/15/2036	4,365,904	4,366,529
UH	Consolidated Revenue Refunding Bonds, Series 20017A (TRB - refund 2009 Science	2017	2/15/2028	3,832,750	3,830,750
UH	Consolidated Revenue Refunding Bonds, Series 20017A (TRB - Academic Bldg Suga	2017	2/15/2037	3,732,250	3,734,000
UH	Consolidated Revenue Refunding Bonds, Series 20020A (TRB - Refund 2008 Sugarla	2020	2/15/2041	18,750	48,000
Subtotal - UH				16,724,394	13,382,854
University of Houston - Clear Lake					
UHCL	Consolidated Revenue Refunding Bonds, Series 2011A (TRB - Refund 2002A)	2011	2/15/2022	2,022,825	-
UHCL	Consolidated Revenue Refunding Bonds, Series 2016B (TRB - STEM Building)	2016	2/15/2036	3,743,748	3,744,248
UHCL	Consolidated Revenue Refunding Bonds, Series 2017A (TRB - Refund 2009 Arbor)	2017	2/15/2028	705,500	704,375
UHCL	Consolidated Revenue Refunding Bonds, Series 2017A (TRB - Health Sci Bldg)	2017	2/15/2037	1,702,625	1,702,375
Subtotal - UHCL				8,174,697	6,150,998
University of Houston - Downtown					
UHD	Consolidated Revenue Refunding Bonds, Series 2014 (partial refund 2006 - TRB)	2014	2/15/2026	1,433,700	2,294,000
UHD	Consolidated Revenue Refunding Bonds, Series 2011A (TRB - Refund 2002A)	2011	2/15/2022	1,192,119	-
UHD	Consolidated Revenue Refunding Bonds, Series 2013A (partial refund 2006 - TRB)	2013	2/15/2022	748,170	-
UHD	Consolidated Revenue Refunding Bonds, Series 2017A (Sci & Tech Bldg - TRB)	2017	2/15/2037	4,145,750	4,147,750
Subtotal - UHD				7,519,739	6,441,750
University of Houston - Victoria					
UHV	Consolidated Revenue Refunding Bonds, Series 2011A (TRB - Refund 2002A)	2011	2/15/2022	183,993	-
UHV	Consolidated Revenue Refunding Bonds, Series 2016A (UHV Allied TRB - refund 20	2016	2/15/2028	116,650	107,275
UHV	Consolidated Revenue Refunding Bonds, Series 2016A (UHV Eco Dev TRB - refund	2016	2/15/2028	429,650	418,025
UHV	Consolidated Revenue Refunding Bonds, Series 2017A (Learning Commons - TRB)	2017	2/15/2037	1,106,250	1,105,125
UHV	Consolidated Revenue Refunding Bonds, Series 2017A (Buildout REDC - TRB)	2017	2/15/2037	515,500	513,250
UHV	Consolidated Revenue Refunding Bonds, Series 2017A (Land Acquisition & Demo -	2017	2/15/2037	336,875	338,875
UHV	Consolidated Revenue Refunding Bonds, Series 2017A (STEM Land & Bldg- TRB)	2017	2/15/2037	1,011,625	1,012,750
UHV	Consolidated Revenue Refunding Bonds, Series 2017A (UHV Allied TRB - refund 20	2017	2/15/2027	750	750
UHV	Consolidated Revenue Refunding Bonds, Series 2017A (UHV Eco Dev TRB - refund	2017	2/15/2028	4,000	4,000
UHV	Consolidated Revenue Refunding Bonds, Series 2017C (Campus Expansion)	2017	2/15/2038	259,669	258,294
UHV	Consolidated Revenue Refunding Bonds, Series 2017C (Town Plaza, land Acquisition)	2017	2/15/2038	159,706	165,706
UHV	Consolidated Revenue Refunding Bonds, Series 2020A (Ben Wilson)	2020	2/15/2041	450,525	454,400
UHV	Consolidated Revenue Refunding Bonds, Series 2020A (Campus Expansion)	2020	2/15/2041	242,025	246,025
UHV	Consolidated Revenue Refunding Bonds, Series 2020A (UHV Allied TRB- Refund 20	2020	2/15/2041	1,500	6,375
UHV	Consolidated Revenue Refunding Bonds, Series 2020A (UHV Eco Dev- Refund 2008	2020	2/15/2041	5,250	15,000
Subtotal - UHV				4,823,968	4,645,850
University of Houston - System Administration					
UHSA	Consolidated Revenue Refunding Bonds, Series 2017A (Sugarland TRB - refund 2008	2017	2/15/2028	13,250	18,125
UHSA	Consolidated Revenue Refunding Bonds, Series 2017A (Katy Building and land)	2017	2/15/1937	3,235,000	3,238,500
Subtotal - UHSA				3,248,250	3,256,625
Total				40,491,049	33,878,077

Schedule 8C: Tuition Revenue Bonds Request by Project
87th Regular Session, Agency Submission, Version 1

Agency Code: 797	Agency Name: University of Houston System
-------------------------	--------------------------------------------------

Component	Requested Amount 2022	Requested Amount 2023
UH	16,724,394	13,382,854
UHCL	8,174,697	6,150,998
UHD	7,519,739	6,441,750
UHV	4,823,968	4,645,850
UHSA	3,248,250	3,256,625
Total by Component	40,491,049	33,878,077